

Caves Style - Fill Symbols



'A'A Bedrock



Water, Pool



Bedded Limestone



Breccia



Chert



Cherty Limestone



Conglomerate



Cross-bedded Sandstone



Dolostone



Gypsum



Intrusive Rock



Limestone



Mudstone



Pavement



Salt



Sandstone



Shale

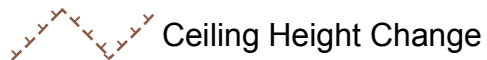
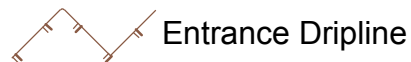
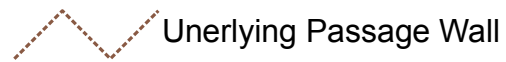
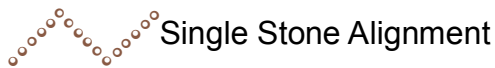
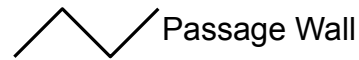
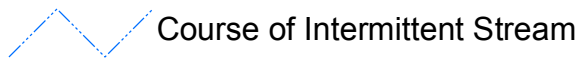
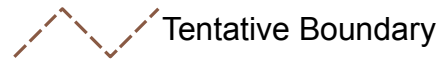
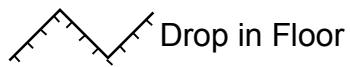
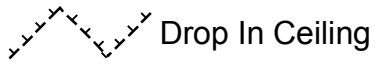
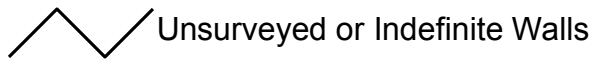
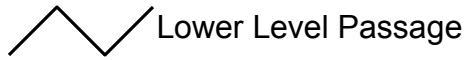


Siltstone

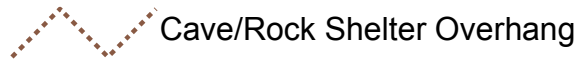
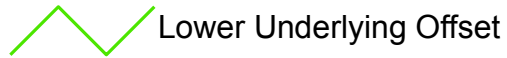
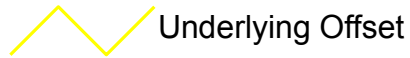
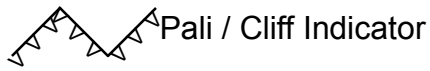
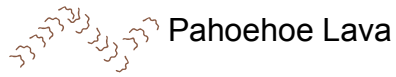


Volcanic Rock































Caves Style - Line Symbols



Caves Style - Line Symbols



Caves Style - Marker Symbols

 Aerial Coralloid	 Coconut Tree
 AHU/Stone Cairn	 Column
 Anastomoses Pendent	 Column, Over 1 Meter
 Archeological Material	 Column, Small
 Artifact	 Coral
 Blast Rubble	 Coral (Burned)
 Branch Coral	 Crustal Plates
 Breakdown	 C-Shaped Wall
 Breakdown Walls	 Cupboard
 Canopy	 Curtain
 Cauliflower aa Lava	 Curtain, Over 1 Meter
 Cave	 Datum
 Ceiling Breakdown	 Dipping Fault
 Ceiling Height	 Dipping Joint
 Ceiling Height in Meters	 Disturbed Burial

Caves Style - Marker Symbols

 Drapery

 Drop Depth in Meters

 Enclosure

 Entrance Tag with ID Number

 Excavated Pit


 False Floor

 Fault, D side moved down

 Flowstone

 Flowstone

 Flowstone

 Flowstone Mound, Stalagmite or Column

 Frostwork


 Gourd Cradle

 Grass

 Guano

 Gypsum

 Hearth


 Kukui Shell Fragments

 Ladder Needed to Access Higher Area


 Large Breakdown

 Lava Drip Stalagmites

 Lead

 Marine Shell

 Midden

 Mud or Clay

 Organic Debris
























 Organic Debris

 Organic Mud Fill

 Pahoehoe Bedrock

 Pahoehoe Lava

Caves Style - Marker Symbols

 Papamu / Konane Board	 Rubble
tt Passage Too Tight for Entry	 Saddle Horn
 Petroglyoh	 Sand or Soil
 Petroglyph 2	 Scallop Direction
 Platform	 Sharktooth Stalactites, lava draperies
 Popcorn	 Slope
 Quarry Site	 Slope Indicator
 Rafted Breakdown or Lava Ball	 Slope, <30 Degrees
 Rillen	 Small Breakdown or Talus
 Rimstone Dams (gours)	 Soda Straws
 Rock Mound	 Soda Straws
 Rocks	 Spathite
 Roots	 Speleothem, Human Broken
 Roots	 Speleothem, Natural Broken
R Rope Needed to Access Lower Area	 Stalactite 1

Caves Style - Marker Symbols

▽ Stalactite 2

▽ Stalactite, Over 1 Meter

▲ Stalagmite 1

△ Stalagmite 2

△ Stalagmite, Over 1 Meter

⊙ Stream Cobbles

┆ Strike and Dip of Bedding

☀ Subaqueous Coralloid

△ Survey Point

Ⓜ Terrace

⌋ Tubular Lava, stalactites and helictites

∨ Tumulus Edge

∨ Tumulus Pt

↖ Typical Air Flow Direction

○ Undisturbed Burial

☁ Vegetation

● Vertebrate Skeleton

┆ Vertical Joint

VG Volcanic Glass

~ Wall of Breakdown

□ Water Depth

W Water Source

☼ Water Worn Stones