

| | 1 kilometer | 3 kilometers | 5 kilometers |
|--|-----------------|------------------|--------------------|
| 2024 Spending Totals (Esri Japan) | | | |
| 2024 Total Consumer Spending | ¥80,340,676,392 | ¥772,229,086,415 | ¥1,668,163,900,616 |
| 2024 Spending Totals by Category (Esri Japan) | | | |
| 2024 Food | ¥22,578,469,851 | ¥217,194,147,445 | ¥468,471,112,316 |
| 2024 Housing | ¥10,743,590,251 | ¥101,862,436,233 | ¥225,859,383,998 |
| 2024 Energy, Fuel, & Water Charges | ¥5,628,009,996 | ¥54,129,962,221 | ¥116,790,677,414 |
| 2024 Furniture/Household Utensils | ¥2,769,524,382 | ¥26,702,906,906 | ¥57,341,982,729 |
| 2024 Clothing/Footwear | ¥2,946,794,952 | ¥28,324,354,123 | ¥61,186,227,714 |
| 2024 Medical Care | ¥4,194,356,049 | ¥40,378,248,616 | ¥86,966,386,463 |
| 2024 Transportation/Communication | ¥7,707,717,306 | ¥74,285,389,559 | ¥159,645,040,710 |
| 2024 Educational Expenses | ¥3,158,301,028 | ¥31,084,247,061 | ¥64,136,960,994 |
| 2024 Culture/Recreation | ¥9,129,906,231 | ¥87,478,815,783 | ¥190,119,483,651 |
| 2024 Other Expenditures | ¥12,212,737,946 | ¥117,478,502,668 | ¥253,401,352,044 |
| 2024 Cereals (Rice, Bread, Noodles, and Cereals) | ¥1,526,408,798 | ¥14,731,994,355 | ¥31,574,340,479 |
| 2024 Seafood | ¥1,453,299,427 | ¥14,038,044,206 | ¥30,038,936,478 |
| 2024 Meats | ¥1,693,331,160 | ¥16,424,943,175 | ¥34,864,822,518 |
| 2024 Dairy Products/Eggs | ¥987,182,300 | ¥9,530,418,013 | ¥20,414,848,392 |
| 2024 Vegetables/Seaweeds | ¥2,331,933,720 | ¥22,505,505,022 | ¥48,238,788,307 |
| 2024 Fruits | ¥906,461,930 | ¥8,710,785,292 | ¥18,825,531,016 |
| 2024 Oils/Fats/Seasonings | ¥896,858,380 | ¥8,665,494,337 | ¥18,532,926,849 |
| 2024 Sweets | ¥1,954,672,629 | ¥18,825,963,507 | ¥40,511,198,747 |
| 2024 Pre-Cooked Foods | ¥3,668,431,850 | ¥35,174,236,342 | ¥76,341,375,566 |
| 2024 Beverages | ¥1,413,630,562 | ¥13,564,865,797 | ¥29,397,401,475 |
| 2024 Alcoholic Beverages | ¥1,063,446,245 | ¥10,201,820,477 | ¥22,120,551,559 |
| 2024 Dining Out | ¥4,858,344,428 | ¥46,431,499,502 | ¥101,405,266,275 |
| 2024 Rent for Dwelling/Land | ¥10,730,041,014 | ¥100,768,332,049 | ¥227,488,658,177 |
| 2024 Repairs/Maintenance | ¥2,046,911,080 | ¥19,760,860,139 | ¥42,330,648,499 |
| 2024 Electricity | ¥2,769,066,048 | ¥26,630,549,851 | ¥57,467,161,332 |
| 2024 Gas | ¥1,621,592,736 | ¥15,553,085,488 | ¥33,736,657,551 |
| 2024 Other Fuel/Light | ¥58,219,802 | ¥558,940,684 | ¥1,210,170,656 |
| 2024 Water/Sewerage | ¥1,181,391,935 | ¥11,408,138,400 | ¥24,425,558,995 |
| 2024 Durable Goods | ¥814,648,987 | ¥7,867,327,074 | ¥16,841,772,188 |
| 2024 Interior Furnishings/Decorations | ¥215,197,404 | ¥2,067,508,722 | ¥4,470,169,855 |
| 2024 Beddings | ¥187,484,457 | ¥1,806,492,470 | ¥3,884,126,433 |
| 2024 Domestic Small Utensils | ¥632,386,033 | ¥6,088,523,933 | ¥13,110,661,994 |
| 2024 Non-Durable Goods | ¥762,510,352 | ¥7,362,433,775 | ¥15,766,599,120 |
| 2024 Domestic Services | ¥161,138,489 | ¥1,545,885,388 | ¥3,351,700,400 |
| 2024 Japanese Traditional Clothing | ¥60,564,397 | ¥593,377,443 | ¥1,235,263,154 |
| 2024 Western Style Clothing | ¥1,249,361,855 | ¥11,985,418,809 | ¥25,987,593,040 |
| 2024 Shirts/Sweaters | ¥575,013,552 | ¥5,521,043,377 | ¥11,951,156,741 |
| 2024 Underwear/Nightwear | ¥204,346,148 | ¥1,974,244,635 | ¥4,222,979,778 |
| 2024 Cloth/Thread | ¥35,806,435 | ¥343,799,198 | ¥744,204,578 |
| 2024 Other Clothing | ¥202,940,774 | ¥1,953,273,555 | ¥4,208,591,815 |
| 2024 Footwear | ¥402,071,415 | ¥3,869,807,950 | ¥8,338,302,332 |
| 2024 Services Related to Clothing | ¥211,731,998 | ¥2,037,861,060 | ¥4,390,957,344 |
| 2024 Medicines | ¥707,483,509 | ¥6,804,220,912 | ¥14,682,118,572 |
| 2024 Health Fortification | ¥337,632,909 | ¥3,220,116,673 | ¥7,060,411,812 |
| 2024 Medical Supplies/Appliances | ¥695,047,331 | ¥6,714,908,934 | ¥14,363,988,324 |
| 2024 Medical Service | ¥2,443,166,848 | ¥23,537,785,779 | ¥50,621,504,876 |
| 2024 Transportation | ¥2,449,987,310 | ¥23,374,168,954 | ¥51,217,397,685 |
| 2024 Vehicle Related | ¥2,769,369,829 | ¥26,799,857,280 | ¥57,143,651,643 |
| 2024 Communication | ¥2,937,081,788 | ¥28,230,727,872 | ¥60,985,070,403 |

Data Note: Data is provided by Esri Japan and is based on the 2020 Population Census (Ministry of Internal Affairs and Communications), 2022 Family Income and Expenditure Survey (Ministry of Internal Affairs and Communications), and Statistical Observations of Municipalities 2023 (Ministry of Internal Affairs and Communications). Details may not sum to totals due to rounding.

Source: Esri Japan Consumer Spending 2024

| | 1 kilometer | 3 kilometers | 5 kilometers |
|--|----------------|-----------------|------------------|
| 2024 Spending Totals by Category (Esri Japan) | | | |
| 2024 Tuition Fees | ¥2,320,030,865 | ¥22,834,119,298 | ¥47,113,469,800 |
| 2024 Textbooks/Learning Materials | ¥23,893,073 | ¥235,159,489 | ¥485,202,847 |
| 2024 Supplementary Tutoring | ¥813,979,946 | ¥8,011,322,381 | ¥16,529,702,332 |
| 2024 Culture/Recreation Durable Goods | ¥650,284,051 | ¥6,215,989,697 | ¥13,570,635,047 |
| 2024 Culture/Recreation Goods | ¥1,932,903,801 | ¥18,561,169,935 | ¥40,169,317,606 |
| 2024 Books/Readings | ¥922,997,358 | ¥8,831,798,651 | ¥19,244,040,335 |
| 2024 Culture/Recreation Services | ¥5,635,944,494 | ¥53,982,071,962 | ¥117,399,753,996 |
| 2024 Miscellaneous | ¥7,918,263,033 | ¥76,069,649,858 | ¥164,491,458,275 |
| 2024 Unknown Personal Expenses | ¥1,046,939,501 | ¥10,300,183,831 | ¥21,268,330,499 |
| 2024 Living Expenses | ¥2,763,198,053 | ¥26,400,564,554 | ¥57,689,399,745 |
| 2024 Remittance | ¥564,232,078 | ¥5,441,557,364 | ¥11,679,433,915 |
| 2024 Cereals (Esri Japan) | | | |
| 2024 Rice | ¥353,838,146 | ¥3,422,485,903 | ¥7,304,508,680 |
| 2024 Bread | ¥683,237,707 | ¥6,585,781,078 | ¥14,149,729,149 |
| 2024 Bread: White Bread | ¥227,871,662 | ¥2,199,326,333 | ¥4,713,524,131 |
| 2024 Bread: Other Bread | ¥454,683,882 | ¥4,380,192,325 | ¥9,421,457,110 |
| 2024 Noodles | ¥370,221,358 | ¥3,574,604,051 | ¥7,655,300,545 |
| 2024 Noodles: Non-Dried Udon/Soba | ¥62,765,811 | ¥606,775,614 | ¥1,296,357,879 |
| 2024 Noodles: Dried Udon/Soba | ¥40,765,916 | ¥392,895,866 | ¥844,353,817 |
| 2024 Noodles: Spaghetti | ¥30,729,146 | ¥297,943,247 | ¥632,940,708 |
| 2024 Noodles: Chinese Noodles | ¥87,013,711 | ¥842,972,960 | ¥1,793,631,409 |
| 2024 Noodles: Cup Instant Noodles | ¥94,997,034 | ¥913,655,874 | ¥1,971,391,037 |
| 2024 Noodles: Instant Noodles | ¥35,852,404 | ¥346,000,399 | ¥741,671,526 |
| 2024 Noodles: Other Noodles | ¥14,704,544 | ¥143,204,441 | ¥301,622,077 |
| 2024 Other Cereals | ¥121,005,318 | ¥1,166,508,220 | ¥2,505,743,271 |
| 2024 Other Cereals: Wheat Flour | ¥10,001,425 | ¥97,072,294 | ¥205,803,998 |
| 2024 Other Cereals: Rice-Cakes/Mochi | ¥37,200,250 | ¥357,124,911 | ¥773,286,963 |
| 2024 Other Cereals: Not Specified | ¥73,840,529 | ¥712,649,626 | ¥1,527,449,740 |
| 2024 Seafood (Esri Japan) | | | |
| 2024 Raw Fish/Shellfish | ¥795,573,526 | ¥7,694,411,264 | ¥16,425,009,503 |
| 2024 Raw Fish | ¥728,648,804 | ¥7,048,072,015 | ¥15,041,481,871 |
| 2024 Raw Fish: Tuna | ¥131,513,200 | ¥1,271,294,132 | ¥2,716,422,626 |
| 2024 Raw Fish: Horse Mackerel | ¥20,341,762 | ¥196,860,495 | ¥419,718,774 |
| 2024 Raw Fish: Sardines | ¥6,324,735 | ¥61,072,888 | ¥130,769,447 |
| 2024 Raw Fish: Bonito | ¥31,679,574 | ¥305,428,366 | ¥655,946,442 |
| 2024 Raw Fish: Flounder | ¥11,651,314 | ¥112,802,784 | ¥240,315,746 |
| 2024 Raw Fish: Salmon | ¥97,137,298 | ¥941,067,889 | ¥2,002,272,430 |
| 2024 Raw Fish: Mackerel | ¥12,524,663 | ¥121,287,585 | ¥258,270,687 |
| 2024 Raw Fish: Saury | ¥8,613,105 | ¥83,590,329 | ¥177,250,052 |
| 2024 Raw Fish: Sea Bream | ¥19,708,864 | ¥191,086,283 | ¥405,964,710 |
| 2024 Raw Fish: Yellowtail | ¥47,110,636 | ¥455,922,452 | ¥972,046,323 |
| 2024 Raw Fish: Squid | ¥31,133,567 | ¥301,296,513 | ¥642,396,553 |
| 2024 Raw Fish: Octopus | ¥22,230,895 | ¥215,191,645 | ¥458,601,223 |
| 2024 Raw Fish: Shrimp/Lobster | ¥47,646,861 | ¥462,579,415 | ¥980,201,387 |
| 2024 Raw Fish: Crab | ¥32,312,793 | ¥310,432,754 | ¥671,239,359 |
| 2024 Raw Fish: Other Fish | ¥122,105,648 | ¥1,179,170,502 | ¥2,524,455,190 |
| 2024 Raw Fish: Mixed Sashimi Platter | ¥86,852,875 | ¥841,199,915 | ¥1,790,742,070 |
| 2024 Shellfish | ¥67,223,256 | ¥649,079,870 | ¥1,389,981,776 |
| 2024 Shellfish: Short-Necked Clam | ¥9,322,530 | ¥90,129,982 | ¥192,533,915 |
| 2024 Shellfish: Freshwater Clam | ¥6,645,232 | ¥64,311,671 | ¥137,110,583 |
| 2024 Shellfish: Oysters | ¥19,283,626 | ¥186,328,829 | ¥398,463,490 |

Data Note: Data is provided by Esri Japan and is based on the 2020 Population Census (Ministry of Internal Affairs and Communications), 2022 Family Income and Expenditure Survey (Ministry of Internal Affairs and Communications), and Statistical Observations of Municipalities 2023 (Ministry of Internal Affairs and Communications). Details may not sum to totals due to rounding.

Source: Esri Japan Consumer Spending 2024

| | 1 kilometer | 3 kilometers | 5 kilometers |
|--|----------------|-----------------|-----------------|
| 2024 Seafood (Esri Japan) | | | |
| 2024 Shellfish: Scallops | ¥22,563,026 | ¥217,944,168 | ¥466,369,518 |
| 2024 Shellfish: Other Shellfish | ¥9,408,985 | ¥90,366,514 | ¥195,507,321 |
| 2024 Salted/Dried Fish | ¥253,367,259 | ¥2,447,777,561 | ¥5,236,186,699 |
| 2024 Salted Fish: Salted Salmon | ¥37,169,232 | ¥359,607,841 | ¥767,130,262 |
| 2024 Salted Fish: Salted Cod Roe | ¥42,338,498 | ¥409,228,583 | ¥874,593,609 |
| 2024 Dried Fish: Dried Young Sardines | ¥39,865,745 | ¥384,730,891 | ¥824,696,719 |
| 2024 Dried Fish: Dried Horse Mackerel | ¥14,500,426 | ¥140,602,736 | ¥298,651,998 |
| 2024 Salted/Dried Fish: Others | ¥119,300,186 | ¥1,151,834,171 | ¥2,466,937,957 |
| 2024 Fish-Paste Products | ¥158,255,176 | ¥1,525,175,844 | ¥3,277,947,472 |
| 2024 Fish-Paste Products: Fried Fish Patties | ¥41,100,813 | ¥396,194,932 | ¥851,148,710 |
| 2024 Fish-Paste Products: Baked Fish-Paste Bars | ¥28,043,988 | ¥270,426,345 | ¥580,571,510 |
| 2024 Fish-Paste Products: Steamed Fish Cakes | ¥54,940,225 | ¥529,210,766 | ¥1,138,520,255 |
| 2024 Fish-Paste Products: Others | ¥34,214,354 | ¥329,758,622 | ¥708,644,899 |
| 2024 Seafood: Other Processed Fish | ¥245,188,526 | ¥2,362,280,129 | ¥5,080,012,335 |
| 2024 Other Processed Fish: Bonito Flakes | ¥14,968,841 | ¥144,381,696 | ¥309,811,870 |
| 2024 Other Processed Fish: Pickled Fish | ¥73,237,790 | ¥706,694,001 | ¥1,515,256,109 |
| 2024 Processed Fish: Fish Simmered in Soy Sauce | ¥19,400,397 | ¥186,601,077 | ¥402,573,317 |
| 2024 Other Processed Fish: Canned Fish | ¥57,666,132 | ¥556,239,125 | ¥1,193,480,441 |
| 2024 Processed Fish: Other Processed Seafood | ¥79,749,385 | ¥766,840,437 | ¥1,655,302,118 |
| 2024 Meats (Esri Japan) | | | |
| 2024 Raw Meats | ¥1,346,340,417 | ¥13,068,481,180 | ¥27,702,080,297 |
| 2024 Raw Meats: Beef | ¥363,817,906 | ¥3,529,666,169 | ¥7,489,413,687 |
| 2024 Raw Meats: Pork | ¥575,771,630 | ¥5,590,778,578 | ¥11,843,110,113 |
| 2024 Raw Meats: Chicken | ¥304,919,693 | ¥2,960,166,317 | ¥6,273,161,786 |
| 2024 Raw Meats: Mixed Ground Pork & Beef | ¥51,686,944 | ¥503,828,855 | ¥1,059,298,263 |
| 2024 Raw Meats: Other Raw Meat | ¥48,778,355 | ¥471,502,096 | ¥1,007,566,908 |
| 2024 Processed Meats | ¥347,462,121 | ¥3,360,789,366 | ¥7,172,933,100 |
| 2024 Processed Meats: Ham | ¥102,654,100 | ¥991,839,277 | ¥2,121,292,633 |
| 2024 Processed Meats: Sausages | ¥129,513,842 | ¥1,253,775,228 | ¥2,671,541,288 |
| 2024 Processed Meats: Bacon | ¥55,640,339 | ¥538,684,234 | ¥1,147,617,973 |
| 2024 Processed Meats: Other Processed Meat | ¥59,903,046 | ¥578,778,405 | ¥1,237,868,902 |
| 2024 Dairy Products / Eggs (Esri Japan) | | | |
| 2024 Fresh Milk | ¥304,439,932 | ¥2,940,566,713 | ¥6,292,909,953 |
| 2024 Dairy Products | ¥496,567,046 | ¥4,790,758,222 | ¥10,275,270,074 |
| 2024 Dairy Products: Powdered Milk | ¥12,662,573 | ¥123,739,776 | ¥258,901,004 |
| 2024 Dairy Products: Yogurt | ¥268,304,071 | ¥2,586,293,989 | ¥5,556,349,791 |
| 2024 Dairy Products: Butter | ¥27,927,768 | ¥270,240,036 | ¥576,313,317 |
| 2024 Dairy Products: Cheese | ¥172,657,282 | ¥1,665,451,082 | ¥3,573,333,856 |
| 2024 Dairy Products: Other Dairy Products | ¥14,382,574 | ¥139,233,275 | ¥296,674,093 |
| 2024 Eggs | ¥186,881,505 | ¥1,805,575,982 | ¥3,861,935,516 |
| 2024 Vegetables / Seaweeds (Esri Japan) | | | |
| 2024 Fresh Vegetables | ¥1,614,593,408 | ¥15,587,594,523 | ¥33,389,563,231 |
| 2024 Fresh Vegetables: Leafy Vegetables | ¥500,736,923 | ¥4,837,027,227 | ¥10,349,585,043 |
| 2024 Fresh Vegetables: Leafy Vegetables: Cabbage | ¥59,610,306 | ¥574,886,863 | ¥1,233,926,897 |
| 2024 Fresh Vegetables: Leafy Vegetables: Spinach | ¥42,946,140 | ¥414,941,662 | ¥887,463,212 |
| 2024 Fresh Leafy Vegetables: Chinese Cabbage | ¥25,164,290 | ¥242,893,715 | ¥520,487,404 |
| 2024 Fresh Leafy Vegetables: Welsh Onions | ¥76,713,846 | ¥741,121,125 | ¥1,585,418,760 |
| 2024 Fresh Vegetables: Leafy Vegetables: Lettuce | ¥56,289,025 | ¥545,412,129 | ¥1,160,110,300 |
| 2024 Fresh Leafy Vegetables: Broccoli | ¥51,569,895 | ¥497,749,142 | ¥1,066,689,102 |
| 2024 Fresh Leafy Vegetables: Bean Sprouts | ¥21,933,121 | ¥212,152,519 | ¥452,769,243 |

Data Note: Data is provided by Esri Japan and is based on the 2020 Population Census (Ministry of Internal Affairs and Communications), 2022 Family Income and Expenditure Survey (Ministry of Internal Affairs and Communications), and Statistical Observations of Municipalities 2023 (Ministry of Internal Affairs and Communications). Details may not sum to totals due to rounding.

Source: Esri Japan Consumer Spending 2024

|  | 1 kilometer | 3 kilometers | 5 kilometers |
|--|--------------|----------------|-----------------|
| 2024 Vegetables / Seaweeds (Esri Japan) | | | |
| 2024 Fresh Vegetables: Leafy Vegetables: Others | ¥166,142,359 | ¥1,604,492,324 | ¥3,434,765,584 |
| 2024 Fresh Vegetables: Root Vegetables | ¥390,378,696 | ¥3,772,206,700 | ¥8,066,205,149 |
| 2024 Fresh Root Vegetables: Sweet Potatoes | ¥26,142,171 | ¥251,520,454 | ¥542,323,230 |
| 2024 Fresh Root Vegetables: White Potatoes | ¥53,976,778 | ¥522,963,040 | ¥1,112,543,484 |
| 2024 Fresh Vegetables: Root Vegetables: Taros | ¥15,717,863 | ¥151,635,326 | ¥325,257,150 |
| 2024 Fresh Vegetables: Root Vegetables: Radishes | ¥38,455,259 | ¥371,476,793 | ¥794,808,624 |
| 2024 Fresh Vegetables: Root Vegetables: Carrots | ¥47,450,381 | ¥458,726,893 | ¥980,014,811 |
| 2024 Fresh Vegetables: Root Vegetables: Burdocks | ¥16,024,447 | ¥154,782,340 | ¥331,226,281 |
| 2024 Fresh Vegetables: Root Vegetables: Onions | ¥85,311,363 | ¥825,736,512 | ¥1,760,016,177 |
| 2024 Fresh Root Vegetables: Lotus roots | ¥18,079,468 | ¥175,112,605 | ¥372,750,999 |
| 2024 Fresh Root Vegetables: Bamboo Shoots | ¥15,121,124 | ¥146,022,328 | ¥312,623,231 |
| 2024 Fresh Vegetables: Root Vegetables: Others | ¥74,392,142 | ¥716,913,826 | ¥1,540,960,544 |
| 2024 Fresh Vegetables: Other Vegetables | ¥724,226,192 | ¥6,985,222,135 | ¥14,989,970,846 |
| 2024 Other Fresh Vegetables: String Beans | ¥53,036,486 | ¥511,724,999 | ¥1,097,380,520 |
| 2024 Other Fresh Vegetables: Pumpkins | ¥34,693,880 | ¥334,780,794 | ¥717,782,833 |
| 2024 Other Fresh Vegetables: Cucumbers | ¥71,619,364 | ¥691,899,357 | ¥1,480,142,146 |
| 2024 Other Fresh Vegetables: Eggplants | ¥46,825,851 | ¥451,807,417 | ¥968,864,137 |
| 2024 Other Fresh Vegetables: Tomatoes | ¥197,918,104 | ¥1,907,487,738 | ¥4,099,363,854 |
| 2024 Other Fresh Vegetables: Green Peppers | ¥52,236,482 | ¥504,506,571 | ¥1,079,835,599 |
| 2024 Fresh Vegetables: Fresh Shiitake Mushroom | ¥37,859,668 | ¥365,829,383 | ¥782,288,541 |
| 2024 Other Fresh Vegetables: Shimeji Mushroom | ¥29,943,301 | ¥289,462,019 | ¥618,462,873 |
| 2024 Other Fresh Vegetables: Enokitake Mushroom | ¥19,702,753 | ¥190,877,437 | ¥406,135,433 |
| 2024 Other Fresh Vegetables: Other Mushrooms | ¥55,749,083 | ¥538,002,155 | ¥1,153,299,803 |
| 2024 Fresh Vegetables: Other Vegetables: Others | ¥126,801,815 | ¥1,218,688,094 | ¥2,633,108,085 |
| 2024 Dried Vegetables | ¥172,663,068 | ¥1,665,881,608 | ¥3,572,710,827 |
| 2024 Dried Vegetables: Beans | ¥7,889,631 | ¥75,861,346 | ¥163,764,255 |
| 2024 Dried Vegetables: Dried Shiitake Mushroom | ¥7,111,368 | ¥68,348,313 | ¥147,669,116 |
| 2024 Dried Vegetables: Dried Laver | ¥59,736,154 | ¥577,354,131 | ¥1,234,047,075 |
| 2024 Dried Vegetables: Seaweeds/Wakame | ¥29,632,472 | ¥285,736,856 | ¥613,470,635 |
| 2024 Dried Vegetables: Dried Kelp/Kombu | ¥14,371,395 | ¥138,007,406 | ¥298,658,939 |
| 2024 Other Dried Vegetables/Seaweeds | ¥53,590,882 | ¥517,542,351 | ¥1,107,923,407 |
| 2024 Soybean Products | ¥249,808,219 | ¥2,411,016,128 | ¥5,167,347,233 |
| 2024 Soybean Products: Bean Curd | ¥100,232,131 | ¥967,897,668 | ¥2,072,315,566 |
| 2024 Soybean Products: Deep-Fried Bean Curd | ¥52,254,716 | ¥505,267,049 | ¥1,079,054,238 |
| 2024 Soybean Products: Fermented Soybean/Natto | ¥80,460,355 | ¥775,443,072 | ¥1,666,558,200 |
| 2024 Soybean Products: Others | ¥16,735,139 | ¥161,252,736 | ¥346,697,823 |
| 2024 Processed Products | ¥294,032,149 | ¥2,833,330,042 | ¥6,091,074,344 |
| 2024 Processed: Devil's-Tongue Jelly/Kon-Nyaku | ¥30,471,829 | ¥294,664,462 | ¥629,194,563 |
| 2024 Processed: Pickled Plum/Umeboshi | ¥34,258,728 | ¥329,941,321 | ¥710,049,498 |
| 2024 Processed: Pickled Radishes | ¥19,912,731 | ¥192,041,287 | ¥412,189,056 |
| 2024 Processed: Pickled Chinese Cabbage | ¥12,959,719 | ¥124,508,714 | ¥269,208,164 |
| 2024 Processed: Other Pickled Vegetables | ¥116,435,152 | ¥1,120,545,254 | ¥2,414,883,582 |
| 2024 Processed: Kelp Simmered in Soy Sauce | ¥21,494,569 | ¥207,129,039 | ¥445,265,130 |
| 2024 Processed: Others Prepared in Soy Sauce | ¥7,737,307 | ¥74,471,965 | ¥160,453,315 |
| 2024 Processed: Other Processed Products | ¥51,127,550 | ¥493,391,765 | ¥1,057,713,707 |
| 2024 Fruits (Esri Japan) | | | |
| 2024 Fresh Fruits | ¥809,727,199 | ¥7,780,934,299 | ¥16,817,053,013 |
| 2024 Fresh Fruits: Apples | ¥86,970,917 | ¥836,128,192 | ¥1,805,495,380 |
| 2024 Fresh Fruits: Mandarin Oranges | ¥92,782,567 | ¥890,792,488 | ¥1,928,538,771 |
| 2024 Fresh Fruits: Oranges | ¥8,632,078 | ¥83,198,398 | ¥178,782,413 |
| 2024 Fresh Fruits: Other Citrus Fruits | ¥57,210,132 | ¥548,818,007 | ¥1,190,034,441 |

Data Note: Data is provided by Esri Japan and is based on the 2020 Population Census (Ministry of Internal Affairs and Communications), 2022 Family Income and Expenditure Survey (Ministry of Internal Affairs and Communications), and Statistical Observations of Municipalities 2023 (Ministry of Internal Affairs and Communications). Details may not sum to totals due to rounding.

Source: Esri Japan Consumer Spending 2024

| | 1 kilometer | 3 kilometers | 5 kilometers |
|---|--------------|----------------|-----------------|
| 2024 Fruits (Esri Japan) | | | |
| 2024 Fresh Fruits: Pears | ¥38,599,648 | ¥371,490,378 | ¥800,530,818 |
| 2024 Fresh Fruits: Grapes | ¥66,869,988 | ¥640,436,220 | ¥1,393,049,432 |
| 2024 Fresh Fruits: Persimmons | ¥25,612,511 | ¥245,660,618 | ¥532,849,520 |
| 2024 Fresh Fruits: Peaches | ¥23,282,404 | ¥224,215,734 | ¥482,580,991 |
| 2024 Fresh Fruits: Watermelons | ¥40,181,896 | ¥386,779,580 | ¥833,223,879 |
| 2024 Fresh Fruits: Melons | ¥24,533,004 | ¥235,435,961 | ¥510,134,691 |
| 2024 Fresh Fruits: Strawberries | ¥81,049,830 | ¥781,133,189 | ¥1,678,750,156 |
| 2024 Fresh Fruits: Bananas | ¥99,589,427 | ¥957,854,975 | ¥2,066,632,160 |
| 2024 Fresh Fruits: Kiwifruits | ¥43,461,021 | ¥418,500,220 | ¥900,910,183 |
| 2024 Fresh Fruits: Others | ¥121,417,795 | ¥1,164,786,479 | ¥2,525,579,634 |
| 2024 Processed Fruit Products | ¥96,584,756 | ¥928,474,186 | ¥2,005,235,630 |
| 2024 Oils / Fats / Seasonings (Esri Japan) | | | |
| 2024 Oils/Fats | ¥97,234,305 | ¥941,077,812 | ¥2,006,115,243 |
| 2024 Oils/Fats: Edible Oil | ¥86,564,913 | ¥837,873,417 | ¥1,785,870,243 |
| 2024 Oils/Fats: Margarine | ¥10,662,720 | ¥103,143,146 | ¥220,100,762 |
| 2024 Seasonings | ¥799,791,744 | ¥7,725,955,757 | ¥16,530,436,473 |
| 2024 Seasonings: Salt | ¥9,573,903 | ¥92,222,003 | ¥198,395,957 |
| 2024 Seasonings: Soy Sauce | ¥29,690,851 | ¥286,964,705 | ¥613,361,212 |
| 2024 Seasonings: Soybean Paste/Miso | ¥37,884,053 | ¥366,619,364 | ¥781,693,573 |
| 2024 Seasonings: Sugar | ¥15,267,090 | ¥147,613,948 | ¥315,280,209 |
| 2024 Seasonings: Vinegar | ¥15,405,626 | ¥148,112,937 | ¥319,807,068 |
| 2024 Seasonings: Worcester Sauce | ¥12,466,996 | ¥120,695,296 | ¥257,148,680 |
| 2024 Seasonings: Tomato Ketchup | ¥12,118,042 | ¥117,554,721 | ¥249,479,857 |
| 2024 Seasonings: Mayonnaise/Mayonnaise Flavor | ¥24,842,108 | ¥240,259,516 | ¥512,880,840 |
| 2024 Seasonings: Dressing | ¥41,513,533 | ¥401,763,017 | ¥856,544,636 |
| 2024 Seasonings: Jam | ¥32,644,527 | ¥314,223,961 | ¥676,932,753 |
| 2024 Seasonings: Instant Curry Mix | ¥18,939,849 | ¥184,224,234 | ¥388,947,261 |
| 2024 Seasonings: Instant Dried Soup | ¥83,326,992 | ¥799,782,596 | ¥1,732,451,666 |
| 2024 Seasonings: Flavor Seasonings | ¥52,926,115 | ¥511,888,911 | ¥1,092,660,941 |
| 2024 Seasonings: Rice Seasoning/Furikake | ¥23,420,466 | ¥227,001,824 | ¥482,555,582 |
| 2024 Seasonings: Dipping/Multi-Purpose Sauce | ¥93,232,007 | ¥902,556,509 | ¥1,923,114,999 |
| 2024 Seasonings: Others | ¥298,007,172 | ¥2,877,954,013 | ¥6,160,891,687 |
| 2024 Sweets (Esri Japan) | | | |
| 2024 Sweet Bean Jelly/Yokan | ¥26,404,987 | ¥253,717,516 | ¥548,432,634 |
| 2024 Bean-Jam Cakes/Manju | ¥10,806,715 | ¥103,809,082 | ¥224,514,134 |
| 2024 Other Japanese Cakes | ¥194,488,644 | ¥1,867,467,793 | ¥4,042,142,738 |
| 2024 Sponge Cakes/Kasutera | ¥16,529,808 | ¥158,837,569 | ¥343,309,586 |
| 2024 Cakes | ¥158,456,562 | ¥1,533,728,163 | ¥3,269,013,465 |
| 2024 Jelly | ¥41,238,437 | ¥396,487,863 | ¥856,047,753 |
| 2024 Caramel Custard | ¥37,826,586 | ¥363,656,613 | ¥785,278,283 |
| 2024 Other Fresh Cakes | ¥241,277,512 | ¥2,319,429,908 | ¥5,009,227,599 |
| 2024 Japanese Crackers | ¥128,343,360 | ¥1,235,913,037 | ¥2,660,343,471 |
| 2024 Biscuits | ¥107,543,651 | ¥1,036,340,136 | ¥2,227,767,338 |
| 2024 Fried/Salted Crackers | ¥102,817,443 | ¥991,945,976 | ¥2,127,584,857 |
| 2024 Candies | ¥45,980,415 | ¥441,943,373 | ¥954,754,359 |
| 2024 Chocolate | ¥133,748,233 | ¥1,286,735,198 | ¥2,774,806,369 |
| 2024 Chocolate Snacks | ¥43,627,948 | ¥421,569,245 | ¥901,473,140 |
| 2024 Ice Cream/Ice Sherbet | ¥207,512,246 | ¥2,004,361,539 | ¥4,289,344,670 |
| 2024 Other Sweets | ¥456,519,056 | ¥4,395,772,699 | ¥9,463,643,980 |

Data Note: Data is provided by Esri Japan and is based on the 2020 Population Census (Ministry of Internal Affairs and Communications), 2022 Family Income and Expenditure Survey (Ministry of Internal Affairs and Communications), and Statistical Observations of Municipalities 2023 (Ministry of Internal Affairs and Communications). Details may not sum to totals due to rounding.


Source: Esri Japan Consumer Spending 2024



Japan Consumer Spending Summary (Esri Japan)

1-27-1, Toyo, Koto-Ku, 東京都, 1350016
Rings: 1, 3, 5 kilometer radii

Sample Report
Latitude: 35.66800
Longitude: 139.81163

|  | 1 kilometer | 3 kilometers | 5 kilometers |
|--|----------------|-----------------|-----------------|
| 2024 Pre-Cooked Foods (Esri Japan) | | | |
| 2024 Rice/Bread/Noodle | ¥1,651,487,199 | ¥15,801,572,485 | ¥34,434,397,333 |

Sample Report

Data Note: Data is provided by Esri Japan and is based on the 2020 Population Census (Ministry of Internal Affairs and Communications), 2022 Family Income and Expenditure Survey (Ministry of Internal Affairs and Communications), and Statistical Observations of Municipalities 2023 (Ministry of Internal Affairs and Communications). Details may not sum to totals due to rounding.

Source: Esri Japan Consumer Spending 2024

| | 1 kilometer | 3 kilometers | 5 kilometers |
|--|----------------|-----------------|------------------|
| 2024 Pre-Cooked Foods (Esri Japan) | | | |
| 2024 Rice/Bread/Noodle: Packed Lunch/Bento | ¥556,769,347 | ¥5,312,446,414 | ¥11,638,219,875 |
| 2024 Rice/Bread/Noodle: Packed Sushi | ¥301,930,246 | ¥2,904,210,023 | ¥6,265,049,883 |
| 2024 Rice/Bread/Noodle: Onigiri and Others | ¥149,648,204 | ¥1,425,817,571 | ¥3,132,197,248 |
| 2024 Rice/Bread/Noodle: Baked Goods/Sandwiches | ¥188,287,124 | ¥1,800,795,571 | ¥3,927,378,428 |
| 2024 Other Pre-Cooked Rice/Bread/Noodle | ¥465,498,009 | ¥4,456,024,333 | ¥9,701,723,334 |
| 2024 Other Pre-Cooked Foods | ¥2,017,089,512 | ¥19,373,993,719 | ¥41,910,110,036 |
| 2024 Other Pre-Cooked: Broiled Eel/Kabayaki | ¥48,779,696 | ¥472,107,481 | ¥1,006,420,321 |
| 2024 Other Pre-Cooked: Salad | ¥205,973,317 | ¥1,963,069,275 | ¥4,309,920,243 |
| 2024 Other Pre-Cooked: Croquettes | ¥42,543,970 | ¥410,539,755 | ¥880,175,738 |
| 2024 Other Pre-Cooked: Cutlets | ¥46,495,995 | ¥448,599,533 | ¥962,089,077 |
| 2024 Other Pre-Cooked: Fried Foods/Tempura | ¥251,827,138 | ¥2,424,742,808 | ¥5,220,524,411 |
| 2024 Other Pre-Cooked: Shao-Mais | ¥28,652,736 | ¥276,679,751 | ¥592,414,106 |
| 2024 Other Pre-Cooked: Dumpling | ¥41,257,299 | ¥396,984,538 | ¥855,814,341 |
| 2024 Pre-Cooked: Grilled Chicken Skewer/Yakitori | ¥58,595,029 | ¥565,332,760 | ¥1,212,440,459 |
| 2024 Other Pre-Cooked: Hamburg Steak | ¥28,231,952 | ¥272,358,560 | ¥584,225,458 |
| 2024 Other Pre-Cooked: Frozen Foods | ¥170,567,393 | ¥1,650,632,580 | ¥3,519,495,165 |
| 2024 Other Pre-Cooked: Side Dishes | ¥81,530,115 | ¥790,071,216 | ¥1,680,156,200 |
| 2024 Other Pre-Cooked: Others | ¥1,028,197,422 | ¥9,845,752,466 | ¥21,422,868,703 |
| 2024 Beverages (Esri Japan) | | | |
| 2024 Beverages/Tea | ¥335,154,441 | ¥3,217,689,955 | ¥6,966,537,873 |
| 2024 Beverages/Tea: Green Tea | ¥88,457,024 | ¥849,465,499 | ¥1,838,229,663 |
| 2024 Beverages/Tea: Black tea | ¥21,188,839 | ¥203,666,386 | ¥439,955,732 |
| 2024 Beverages/Tea: Other Tea Leaves | ¥33,918,893 | ¥327,639,276 | ¥701,081,591 |
| 2024 Beverages/Tea: Tea Beverages | ¥191,339,388 | ¥1,834,621,014 | ¥3,981,859,659 |
| 2024 Coffee/Cocoa | ¥306,574,331 | ¥2,937,543,396 | ¥6,383,887,497 |
| 2024 Coffee/Cocoa: Coffee | ¥176,391,252 | ¥1,697,627,134 | ¥3,658,227,880 |
| 2024 Coffee/Cocoa: Coffee Beverages | ¥118,076,332 | ¥1,125,044,222 | ¥2,471,311,935 |
| 2024 Coffee/Cocoa: Cocoa/Cocoa Beverages | ¥8,141,692 | ¥78,480,877 | ¥168,608,109 |
| 2024 Other Beverages | ¥772,073,574 | ¥7,411,209,455 | ¥16,050,689,949 |
| 2024 Other Beverages: Fruit/Vegetable Juice | ¥150,035,490 | ¥1,439,446,218 | ¥3,120,602,733 |
| 2024 Other Beverages: Carbonated Beverages | ¥151,726,101 | ¥1,457,383,642 | ¥3,152,361,097 |
| 2024 Other Beverages: Fermented Lactic Beverages | ¥91,484,364 | ¥882,280,361 | ¥1,893,721,723 |
| 2024 Other Beverages: Lactic Beverages | ¥62,661,701 | ¥600,383,340 | ¥1,304,883,412 |
| 2024 Other Beverages: Mineral Water | ¥105,259,134 | ¥1,007,343,274 | ¥2,194,283,912 |
| 2024 Other Beverages: Sports Drink | ¥24,208,384 | ¥233,579,138 | ¥500,890,159 |
| 2024 Other Beverages: Others | ¥189,545,622 | ¥1,816,931,727 | ¥3,945,502,121 |
| 2024 Alcoholic Beverages (Esri Japan) | | | |
| 2024 Alcoholic Beverages: Sake | ¥111,293,977 | ¥1,067,983,403 | ¥2,314,368,673 |
| 2024 Alcoholic Beverages: Shochu | ¥132,811,525 | ¥1,273,894,629 | ¥2,762,962,712 |
| 2024 Alcoholic Beverages: Beer | ¥267,854,375 | ¥2,562,621,206 | ¥5,585,369,064 |
| 2024 Alcoholic Beverages: Whisky | ¥56,414,080 | ¥541,824,557 | ¥1,172,200,880 |
| 2024 Alcoholic Beverages: Wine | ¥168,631,561 | ¥1,616,228,174 | ¥3,510,614,098 |
| 2024 Alcoholic Beverages: Low-Malt Beer | ¥163,439,411 | ¥1,571,357,596 | ¥3,392,823,676 |
| 2024 Alcoholic Beverages: Chuhai/Cocktail | ¥134,079,880 | ¥1,289,303,556 | ¥2,782,920,436 |
| 2024 Alcoholic Beverages: Others | ¥29,672,206 | ¥285,499,589 | ¥615,523,130 |
| 2024 Dining Out (Esri Japan) | | | |
| 2024 General Dining Out | ¥4,804,445,835 | ¥45,863,803,298 | ¥100,384,507,068 |
| 2024 General Dining Out: Meals | ¥3,842,173,871 | ¥36,760,361,205 | ¥80,115,142,455 |
| 2024 Meals: Japanese Noodles | ¥124,234,175 | ¥1,193,238,463 | ¥2,581,320,164 |
| 2024 Meals: Chinese Noodles | ¥183,628,726 | ¥1,755,244,706 | ¥3,832,188,761 |

Data Note: Data is provided by Esri Japan and is based on the 2020 Population Census (Ministry of Internal Affairs and Communications), 2022 Family Income and Expenditure Survey (Ministry of Internal Affairs and Communications), and Statistical Observations of Municipalities 2023 (Ministry of Internal Affairs and Communications). Details may not sum to totals due to rounding.

Source: Esri Japan Consumer Spending 2024

|  | 1 kilometer | 3 kilometers | 5 kilometers |
|--|----------------|-----------------|------------------|
| 2024 Dining Out (Esri Japan) | | | |
| 2024 Meals: Other Noodles | ¥73,042,142 | ¥700,836,262 | ¥1,519,077,468 |
| 2024 Meals: Sushi | ¥298,614,378 | ¥2,877,229,141 | ¥6,186,505,362 |
| 2024 Meals: Japanese Meals | ¥527,922,443 | ¥5,049,691,596 | ¥11,010,472,317 |
| 2024 Meals: Chinese Meals | ¥161,304,833 | ¥1,544,851,463 | ¥3,360,373,095 |
| 2024 Meals: Western Meals | ¥311,994,510 | ¥2,989,449,592 | ¥6,496,811,014 |
| 2024 Meals: Korean BBQ/Yakiniku | ¥143,218,839 | ¥1,370,829,131 | ¥2,985,201,022 |
| 2024 Meals: Hamburgers | ¥128,671,289 | ¥1,239,247,006 | ¥2,666,791,861 |
| 2024 Meals: Other Meals | ¥1,942,710,492 | ¥18,527,838,606 | ¥40,625,857,077 |
| 2024 Meals: Other Refreshments | ¥247,538,561 | ¥2,369,773,028 | ¥5,158,730,185 |
| 2024 Meals: Drinks | ¥846,521,596 | ¥7,943,516,724 | ¥17,959,807,025 |
| 2024 School Lunch | ¥110,138,918 | ¥1,084,005,054 | ¥2,236,619,619 |
| 2024 Rent for Dwelling/Land (Esri Japan) | | | |
| 2024 Rent for Dwelling/Land: Private Dwellings | ¥7,012,056,079 | ¥65,728,898,345 | ¥148,907,037,002 |
| 2024 Rent for Dwelling/Land: Public Dwellings | ¥1,697,008,929 | ¥16,143,433,922 | ¥35,569,273,230 |
| 2024 Rent for Dwelling/Land: Issued Houses | ¥1,044,773,967 | ¥9,835,615,954 | ¥22,102,983,643 |
| 2024 Rent for Dwelling/Land: Land | ¥220,265,218 | ¥2,091,495,722 | ¥4,624,405,491 |
| 2024 Rent for Dwelling/Land: Others | ¥275,219,162 | ¥2,555,783,162 | ¥5,892,164,665 |
| 2024 Repairs/Maintenance (Esri Japan) | | | |
| 2024 Repairs/Maintenance: Materials/Tools | ¥550,632,627 | ¥5,313,422,238 | ¥11,391,942,140 |
| 2024 Materials/Tools: Tools | ¥497,213,761 | ¥4,798,330,660 | ¥10,286,009,795 |
| 2024 Materials/Tools: Materials | ¥53,153,556 | ¥512,664,950 | ¥1,100,178,704 |
| 2024 Repairs/Maintenance: Other Services | ¥1,494,644,203 | ¥14,432,435,084 | ¥30,903,374,947 |
| 2024 Other Services: Tatami Reupholstering | ¥13,184,780 | ¥129,378,443 | ¥268,516,434 |
| 2024 Other Services: Plumbing | ¥42,028,085 | ¥408,140,159 | ¥864,391,502 |
| 2024 Other Services: Outer Wall/Fence | ¥571,499,794 | ¥5,562,614,803 | ¥11,728,846,916 |
| 2024 Other Services: Gardening | ¥67,043,034 | ¥634,782,152 | ¥1,411,147,201 |
| 2024 Other Services: Other Charges | ¥479,507,592 | ¥4,626,420,382 | ¥9,921,774,581 |
| 2024 Other Services: Fire/Earthquake Insurance | ¥308,427,672 | ¥2,952,185,217 | ¥6,428,657,879 |
| 2024 Gas (Esri Japan) | | | |
| 2024 Gas: Manufactured/Piped | ¥1,513,282,853 | ¥14,536,390,438 | ¥31,439,440,460 |
| 2024 Gas: Liquefied Propane | ¥58,064,015 | ¥555,425,784 | ¥1,210,935,074 |
| 2024 Other Fuel / Light (Esri Japan) | | | |
| 2024 Other Fuel/Light: Kerosene | ¥50,851,154 | ¥488,185,564 | ¥1,057,028,424 |
| 2024 Other Fuel/Light: Others | ¥7,305,073 | ¥70,180,482 | ¥151,749,996 |
| 2024 Durable Goods (Esri Japan) | | | |
| 2024 Durable Goods: Housework | ¥337,556,355 | ¥3,256,409,060 | ¥6,985,424,116 |
| 2024 Housework: Microwave Oven | ¥13,350,697 | ¥129,877,205 | ¥274,134,039 |
| 2024 Housework: Electric Cooking Appliance | ¥62,122,471 | ¥599,539,666 | ¥1,285,085,485 |
| 2024 Housework: Gas Cooking Appliance | ¥8,859,677 | ¥84,667,761 | ¥184,931,935 |
| 2024 Housework: Refrigerator | ¥36,016,577 | ¥346,546,076 | ¥747,126,793 |
| 2024 Housework: Vacuum Cleaner | ¥64,670,809 | ¥623,446,223 | ¥1,339,163,549 |
| 2024 Housework: Washing Machine | ¥102,001,372 | ¥988,569,816 | ¥2,101,784,002 |
| 2024 Housework: Others | ¥46,713,134 | ¥448,669,923 | ¥970,595,275 |
| 2024 Durable Goods: Heating/Cooling | ¥279,040,500 | ¥2,693,896,861 | ¥5,770,545,119 |
| 2024 Heating/Cooling: Air Conditioner | ¥167,704,460 | ¥1,622,184,534 | ¥3,461,893,195 |
| 2024 Heating/Cooling: Stove/Fan Heater | ¥63,433,719 | ¥611,244,762 | ¥1,314,092,831 |
| 2024 Heating/Cooling: Others | ¥49,547,392 | ¥475,560,729 | ¥1,030,142,229 |
| 2024 Durable Goods: Furniture | ¥186,552,993 | ¥1,811,456,268 | ¥3,837,199,295 |
| 2024 Furniture: Drawer | ¥47,243,171 | ¥461,371,529 | ¥966,522,075 |
| 2024 Furniture: Table/Sofa | ¥58,271,946 | ¥565,502,865 | ¥1,199,239,136 |

Data Note: Data is provided by Esri Japan and is based on the 2020 Population Census (Ministry of Internal Affairs and Communications), 2022 Family Income and Expenditure Survey (Ministry of Internal Affairs and Communications), and Statistical Observations of Municipalities 2023 (Ministry of Internal Affairs and Communications). Details may not sum to totals due to rounding.

Source: Esri Japan Consumer Spending 2024

| | 1 kilometer | 3 kilometers | 5 kilometers |
|---|--------------|----------------|-----------------|
| 2024 Durable Goods (Esri Japan) | | | |
| 2024 Furniture: Cupboard | ¥3,754,017 | ¥36,331,856 | ¥77,454,375 |
| 2024 Furniture: Others | ¥73,334,604 | ¥712,003,867 | ¥1,508,585,592 |
| 2024 Interior Furnishings / Decorations (Esri Japan) | | | |
| 2024 Interior Furnishings: Lighting Appliances | ¥37,445,596 | ¥361,695,615 | ¥773,995,624 |
| 2024 Interior Furnishings: Interior Decorations | ¥106,107,181 | ¥1,012,882,038 | ¥2,217,071,092 |
| 2024 Interior Furnishings: Floor Coverings | ¥30,924,794 | ¥298,041,002 | ¥640,536,991 |
| 2024 Interior Furnishings: Curtains | ¥12,792,455 | ¥123,341,614 | ¥264,861,723 |
| 2024 Interior Furnishings: Other Int. Decorations | ¥36,639,627 | ¥351,528,965 | ¥762,057,291 |
| 2024 Beddings (Esri Japan) | | | |
| 2024 Beddings: Beds | ¥40,862,929 | ¥394,685,062 | ¥844,669,958 |
| 2024 Beddings: Quilts | ¥36,935,354 | ¥355,088,500 | ¥766,776,399 |
| 2024 Beddings: Blankets | ¥7,984,839 | ¥76,600,595 | ¥166,089,781 |
| 2024 Beddings: Sheets | ¥13,085,634 | ¥125,916,254 | ¥271,431,632 |
| 2024 Beddings: Others | ¥87,763,515 | ¥846,378,775 | ¥1,816,734,981 |
| 2024 Domestic Small Utensils (Esri Japan) | | | |
| 2024 Domestic Small Utensils: Bowls/Dishes | ¥27,603,507 | ¥266,211,880 | ¥571,387,007 |
| 2024 Domestic Small Utensils: Other Tableware | ¥83,682,323 | ¥807,187,165 | ¥1,731,922,340 |
| 2024 Domestic Small Utensils: Pans/Kettles | ¥44,487,080 | ¥428,018,537 | ¥922,896,959 |
| 2024 Domestic Small Utensils: Kitchen Related | ¥66,709,377 | ¥642,861,675 | ¥1,381,846,657 |
| 2024 Domestic Small Utensils: Elec. Bulbs/Lamps | ¥23,705,149 | ¥228,456,094 | ¥491,008,008 |
| 2024 Domestic Small Utensils: Towels | ¥39,919,616 | ¥385,513,013 | ¥825,291,418 |
| 2024 Domestic Small Utensils: Others | ¥345,580,031 | ¥3,323,850,077 | ¥7,171,216,641 |
| 2024 Non-Durable Goods (Esri Japan) | | | |
| 2024 Non-Durable Goods: Tissue/Toilet Paper | ¥133,540,567 | ¥1,290,157,440 | ¥2,759,754,143 |
| 2024 Tissue/Toilet Paper: Tissue Paper | ¥51,089,139 | ¥492,958,286 | ¥1,057,043,627 |
| 2024 Tissue/Toilet Paper: Toilet Paper | ¥82,528,628 | ¥797,916,868 | ¥1,704,361,767 |
| 2024 Non-Durable Goods: Cleanser | ¥160,419,282 | ¥1,551,485,798 | ¥3,311,962,668 |
| 2024 Cleanser: Kitchen/Household Cleanser | ¥67,711,392 | ¥655,016,801 | ¥1,397,649,362 |
| 2024 Cleanser: Laundry Detergent | ¥92,682,323 | ¥896,234,307 | ¥1,913,760,620 |
| 2024 Non-Durable Goods: Other Non-Durable Goods | ¥468,529,507 | ¥4,520,597,754 | ¥9,694,428,311 |
| 2024 Other Non-Durable: Food Wrap/Plastic Bags | ¥84,586,764 | ¥816,568,458 | ¥1,749,338,273 |
| 2024 Non-Durable: Insecticide/Insect Repellent | ¥47,993,455 | ¥461,349,124 | ¥996,440,276 |
| 2024 Other Non-Durable: Laundry Softener | ¥44,372,848 | ¥430,061,039 | ¥914,299,984 |
| 2024 Other Non-Durable: Air Freshener | ¥47,414,087 | ¥456,479,683 | ¥983,024,121 |
| 2024 Other Non-Durable: Others | ¥244,759,908 | ¥2,361,616,182 | ¥5,064,262,256 |
| 2024 Domestic Services (Esri Japan) | | | |
| 2024 Domestic Services: Domestic Help | ¥57,949,948 | ¥545,967,750 | ¥1,225,141,166 |
| 2024 Domestic Services: Sewage/Waste Disposal | ¥25,607,877 | ¥246,885,099 | ¥530,237,824 |
| 2024 Domestic Services: Others | ¥95,153,450 | ¥914,354,960 | ¥1,976,233,233 |
| 2024 Western Style Clothing (Esri Japan) | | | |
| 2024 Western Style Clothing: Men's | ¥382,369,380 | ¥3,649,651,879 | ¥7,990,232,251 |
| 2024 Men's: Suits | ¥73,781,648 | ¥703,653,322 | ¥1,542,938,076 |
| 2024 Men's: Jackets | ¥24,809,924 | ¥237,681,626 | ¥516,709,346 |
| 2024 Men's: Slacks | ¥86,434,000 | ¥828,143,948 | ¥1,799,943,774 |
| 2024 Men's: Coats | ¥48,472,804 | ¥459,935,766 | ¥1,018,327,980 |
| 2024 Men's: Boys' School Uniforms | ¥10,969,093 | ¥107,959,585 | ¥222,752,217 |
| 2024 Men's: Others | ¥143,193,053 | ¥1,360,842,654 | ¥3,003,969,753 |
| 2024 Western Style Clothing: Women's | ¥777,230,948 | ¥7,456,677,369 | ¥16,165,911,742 |
| 2024 Women's: Dresses | ¥113,426,392 | ¥1,088,610,851 | ¥2,358,386,048 |

Data Note: Data is provided by Esri Japan and is based on the 2020 Population Census (Ministry of Internal Affairs and Communications), 2022 Family Income and Expenditure Survey (Ministry of Internal Affairs and Communications), and Statistical Observations of Municipalities 2023 (Ministry of Internal Affairs and Communications). Details may not sum to totals due to rounding.

Source: Esri Japan Consumer Spending 2024

| | 1 kilometer | 3 kilometers | 5 kilometers |
|---|--------------|----------------|----------------|
| 2024 Western Style Clothing (Esri Japan) | | | |
| 2024 Women's: Jackets | ¥39,909,031 | ¥381,372,142 | ¥833,078,010 |
| 2024 Women's: Skirts | ¥47,359,966 | ¥454,841,647 | ¥984,116,273 |
| 2024 Women's: Slacks | ¥146,970,477 | ¥1,410,014,661 | ¥3,056,904,095 |
| 2024 Women's: Coats | ¥131,355,066 | ¥1,248,527,724 | ¥2,755,254,267 |
| 2024 Women's: Girls' School Uniforms | ¥15,951,342 | ¥156,995,687 | ¥323,928,038 |
| 2024 Women's: Others | ¥294,612,491 | ¥2,829,725,682 | ¥6,121,326,227 |
| 2024 Western Style Clothing: Children's | ¥89,805,551 | ¥879,493,708 | ¥1,832,400,808 |
| 2024 Children's: Kids' | ¥78,249,814 | ¥770,147,315 | ¥1,589,039,267 |
| 2024 Children's: Infants' | ¥4,927,948 | ¥48,501,658 | ¥100,073,108 |
| 2024 Shirts / Sweaters (Esri Japan) | | | |
| 2024 Shirts/Sweaters: Men's | ¥206,744,459 | ¥1,981,893,180 | ¥4,303,311,307 |
| 2024 Men's: Business Shirts | ¥36,795,029 | ¥353,350,970 | ¥764,633,236 |
| 2024 Men's: Other Shirts | ¥132,699,948 | ¥1,272,762,500 | ¥2,760,764,268 |
| 2024 Men's: Sweaters | ¥37,594,982 | ¥358,951,454 | ¥785,383,235 |
| 2024 Shirts/Sweaters: Women's | ¥352,257,964 | ¥3,377,939,402 | ¥7,329,892,234 |
| 2024 Women's: Blouses | ¥75,854,742 | ¥724,958,281 | ¥1,583,250,508 |
| 2024 Women's: Other Shirts | ¥147,680,047 | ¥1,419,107,652 | ¥3,067,132,445 |
| 2024 Women's: Sweaters | ¥130,187,722 | ¥1,247,318,365 | ¥2,711,171,821 |
| 2024 Shirts/Sweaters: Children's | ¥22,216,613 | ¥218,178,670 | ¥452,111,671 |
| 2024 Underwear / Nightwear (Esri Japan) | | | |
| 2024 Underwear/Nightwear: Men's | ¥54,807,051 | ¥531,879,130 | ¥1,127,928,497 |
| 2024 Men's: Underwear | ¥45,253,777 | ¥438,543,543 | ¥932,561,289 |
| 2024 Men's: Nightwear | ¥9,609,217 | ¥93,858,129 | ¥196,558,816 |
| 2024 Underwear/Nightwear: Women's | ¥135,690,762 | ¥1,305,601,482 | ¥2,814,754,174 |
| 2024 Women's: Underwear | ¥19,954,322 | ¥192,063,640 | ¥413,800,666 |
| 2024 Women's: Other Underwear | ¥94,641,541 | ¥910,473,252 | ¥1,963,545,242 |
| 2024 Women's: Nightwear | ¥21,115,040 | ¥203,249,485 | ¥437,843,698 |
| 2024 Underwear/Nightwear: Children's | ¥15,481,372 | ¥151,755,687 | ¥315,602,243 |
| 2024 Children's: Underwear | ¥8,729,118 | ¥85,913,388 | ¥177,264,460 |
| 2024 Children's: Nightwear | ¥5,810,362 | ¥57,186,518 | ¥117,992,526 |
| 2024 Cloth / Thread (Esri Japan) | | | |
| 2024 Cloth/Thread: Cloth/Kimono Texture | ¥20,371,328 | ¥195,415,605 | ¥423,760,106 |
| 2024 Cloth/Thread: Cloth/Thread - Others | ¥15,448,353 | ¥148,505,182 | ¥320,730,810 |
| 2024 Other Clothing (Esri Japan) | | | |
| 2024 Hats/Caps | ¥34,529,233 | ¥331,265,439 | ¥718,195,424 |
| 2024 Neckties | ¥8,158,128 | ¥78,407,105 | ¥169,408,722 |
| 2024 Knitted Scarves/Scarves | ¥22,791,734 | ¥217,078,403 | ¥477,192,051 |
| 2024 Gloves | ¥16,402,588 | ¥157,498,943 | ¥340,897,647 |
| 2024 Men's Socks | ¥24,504,567 | ¥237,178,772 | ¥505,547,816 |
| 2024 Women's Stockings | ¥6,809,010 | ¥65,635,484 | ¥141,007,634 |
| 2024 Women's Socks | ¥38,160,074 | ¥366,466,522 | ¥792,986,854 |
| 2024 Children's Socks | ¥5,891,816 | ¥57,988,194 | ¥119,646,620 |
| 2024 Other Clothing: Others | ¥48,818,894 | ¥470,436,519 | ¥1,011,293,336 |
| 2024 Footwear (Esri Japan) | | | |
| 2024 Sports/Gym Shoes | ¥113,706,827 | ¥1,090,969,656 | ¥2,364,876,374 |
| 2024 Sandals | ¥4,376,618 | ¥42,263,164 | ¥90,487,152 |
| 2024 Men's Shoes | ¥75,963,623 | ¥732,292,905 | ¥1,573,046,819 |
| 2024 Women's Shoes | ¥140,627,933 | ¥1,349,164,669 | ¥2,924,983,706 |
| 2024 Children's Shoes | ¥30,166,300 | ¥295,948,242 | ¥614,484,704 |
| 2024 Footwear - Other Footwear | ¥43,059,801 | ¥412,696,252 | ¥896,439,776 |


Data Note: Data is provided by Esri Japan and is based on the 2020 Population Census (Ministry of Internal Affairs and Communications), 2022 Family Income and Expenditure Survey (Ministry of Internal Affairs and Communications), and Statistical Observations of Municipalities 2023 (Ministry of Internal Affairs and Communications). Details may not sum to totals due to rounding.

Source: Esri Japan Consumer Spending 2024

| | 1 kilometer | 3 kilometers | 5 kilometers |
|--|----------------|-----------------|-----------------|
| 2024 Services Related to Clothing (Esri Japan) | | | |
| 2024 Services: Washing | ¥135,704,287 | ¥1,300,181,301 | ¥2,826,036,664 |
| 2024 Services: Renting | ¥45,467,596 | ¥446,473,138 | ¥925,356,671 |
| 2024 Services: Other | ¥23,958,082 | ¥230,589,355 | ¥496,850,259 |
| 2024 Medicines (Esri Japan) | | | |
| 2024 Medicines: Cold | ¥41,594,093 | ¥400,202,184 | ¥862,846,211 |
| 2024 Medicines: Gastro-Intestinal | ¥25,731,035 | ¥247,413,659 | ¥534,093,838 |
| 2024 Medicines: Eutrophic Compound | ¥50,417,255 | ¥484,085,443 | ¥1,047,879,370 |
| 2024 Medicine: External-Use - Wound/Skin Disease | ¥20,573,594 | ¥197,398,266 | ¥427,883,609 |
| 2024 Medicines: External-Use - Others | ¥77,353,959 | ¥743,178,475 | ¥1,606,827,725 |
| 2024 Medicines: Others | ¥489,931,651 | ¥4,714,648,445 | ¥10,161,937,655 |
| 2024 Medical Supplies / Appliances (Esri Japan) | | | |
| 2024 Paper Diapers | ¥50,804,899 | ¥497,429,805 | ¥1,036,862,525 |
| 2024 Expendable Medical Supplies | ¥308,336,115 | ¥2,977,808,317 | ¥6,374,221,635 |
| 2024 Spectacles | ¥153,329,237 | ¥1,480,287,013 | ¥3,170,792,906 |
| 2024 Contact Lenses | ¥86,481,828 | ¥836,490,655 | ¥1,785,303,059 |
| 2024 Other Medical Supplies/Appliances | ¥94,058,435 | ¥904,203,626 | ¥1,952,755,722 |
| 2024 Medical Service (Esri Japan) | | | |
| 2024 Clinical Service | ¥1,005,168,318 | ¥9,677,948,530 | ¥20,838,552,491 |
| 2024 Dental Service | ¥649,159,692 | ¥6,253,194,505 | ¥13,452,118,631 |
| 2024 Hospital Stay for Childbirth | ¥18,571,434 | ¥182,783,060 | ¥377,134,941 |
| 2024 Other Hospital Care/Hospitalization | ¥230,120,150 | ¥2,264,879,771 | ¥4,673,109,709 |
| 2024 Osteopathy/Acupuncture | ¥94,225,912 | ¥897,734,627 | ¥1,972,247,113 |
| 2024 Services - Therapeutic Massage | ¥187,958,041 | ¥1,788,195,473 | ¥3,939,251,619 |
| 2024 Services - Comprehensive Medical Checkup | ¥82,145,820 | ¥798,455,260 | ¥1,688,052,422 |
| 2024 Other Medical Service | ¥223,078,595 | ¥2,108,463,076 | ¥4,702,791,670 |
| 2024 Transportation (Esri Japan) | | | |
| 2024 Railway Fares | ¥1,119,868,734 | ¥10,608,366,848 | ¥23,561,238,864 |
| 2024 Student Rail Pass | ¥77,190,912 | ¥759,725,466 | ¥1,567,535,954 |
| 2024 Commuter Rail Pass | ¥399,867,784 | ¥3,844,357,236 | ¥8,301,010,162 |
| 2024 Bus Fares | ¥105,675,850 | ¥1,000,304,810 | ¥2,224,827,939 |
| 2024 Student Bus Pass | ¥8,742,694 | ¥86,047,004 | ¥177,540,147 |
| 2024 Commuter Bus Pass | ¥30,439,974 | ¥291,640,289 | ¥633,920,763 |
| 2024 Taxi Fares | ¥277,246,146 | ¥2,628,981,003 | ¥5,827,777,780 |
| 2024 Airfares | ¥379,817,120 | ¥3,612,212,431 | ¥7,962,823,294 |
| 2024 Road Tolls | ¥142,524,339 | ¥1,375,506,182 | ¥2,948,277,467 |
| 2024 Other Transportation | ¥12,352,911 | ¥119,369,413 | ¥255,234,435 |
| 2024 Vehicles Related (Esri Japan) | | | |
| 2024 Vehicle Purchases | ¥365,944,782 | ¥3,596,736,083 | ¥7,441,151,189 |
| 2024 Vehicle Purchases: Cars | ¥276,746,626 | ¥2,720,931,365 | ¥5,625,622,429 |
| 2024 Vehicle Purchases: Others - Except Cars | ¥103,732,496 | ¥1,009,233,508 | ¥2,129,751,507 |
| 2024 Bicycle Purchases | ¥136,574,035 | ¥1,329,255,841 | ¥2,803,034,903 |
| 2024 Vehicle Maintenance | ¥2,340,744,826 | ¥22,552,237,520 | ¥48,496,982,569 |
| 2024 Vehicle Maintenance: Gasoline | ¥411,737,455 | ¥3,973,793,689 | ¥8,517,048,371 |
| 2024 Vehicle Maintenance: Auto Parts | ¥216,653,400 | ¥2,083,481,049 | ¥4,496,481,975 |
| 2024 Vehicle Maintenance: Auto Related Goods | ¥132,631,529 | ¥1,284,481,097 | ¥2,734,811,188 |
| 2024 Vehicle Maintenance: Car Repair Charges | ¥284,377,996 | ¥2,734,674,226 | ¥5,902,236,326 |
| 2024 Vehicle Maintenance Charges - Except Cars | ¥36,653,939 | ¥355,614,172 | ¥754,529,360 |
| 2024 Yearly/Monthly Parking | ¥556,998,017 | ¥5,342,995,182 | ¥11,586,770,269 |
| 2024 Other Parking | ¥77,996,448 | ¥748,267,935 | ¥1,622,320,971 |
| 2024 Car Rentals | ¥121,471,800 | ¥1,168,175,733 | ¥2,521,011,672 |

Data Note: Data is provided by Esri Japan and is based on the 2020 Population Census (Ministry of Internal Affairs and Communications), 2022 Family Income and Expenditure Survey (Ministry of Internal Affairs and Communications), and Statistical Observations of Municipalities 2023 (Ministry of Internal Affairs and Communications). Details may not sum to totals due to rounding.

Source: Esri Japan Consumer Spending 2024

|  | 1 kilometer | 3 kilometers | 5 kilometers |
|--|----------------|-----------------|-----------------|
| 2024 Vehicles Related (Esri Japan) | | | |
| 2024 Other Vehicle Related Services | ¥130,440,577 | ¥1,256,513,912 | ¥2,703,012,118 |
| 2024 Auto Liability Insurance | ¥61,093,348 | ¥587,126,697 | ¥1,268,714,524 |
| 2024 Voluntary Auto Insurance | ¥350,381,124 | ¥3,378,088,376 | ¥7,254,867,471 |
| 2024 Vehicle Insurance - Except Cars | ¥7,702,037 | ¥74,103,259 | ¥159,779,887 |
| 2024 Communication (Esri Japan) | | | |
| 2024 Postage | ¥87,495,978 | ¥841,757,122 | ¥1,815,243,778 |
| 2024 Landline Phone Bills | ¥356,903,444 | ¥3,416,596,269 | ¥7,438,232,993 |
| 2024 Mobile Phone Bills | ¥2,148,001,282 | ¥20,674,074,932 | ¥44,545,523,284 |
| 2024 Shipping/Forwarding | ¥160,833,984 | ¥1,534,032,106 | ¥3,363,071,837 |
| 2024 Mobile Phone Devices | ¥146,996,801 | ¥1,405,260,137 | ¥3,067,376,780 |
| 2024 Other Communication Devices | ¥48,759,127 | ¥468,324,278 | ¥1,013,100,507 |
| 2024 Tuition Fees (Esri Japan) | | | |
| 2024 Public Elementary School | ¥39,681,505 | ¥390,551,809 | ¥805,822,661 |
| 2024 Private Elementary School | ¥84,426,714 | ¥830,941,380 | ¥1,714,475,215 |
| 2024 Public Junior High School | ¥35,608,822 | ¥350,467,805 | ¥723,117,633 |
| 2024 Private Junior High School | ¥190,683,006 | ¥1,876,733,007 | ¥3,872,249,360 |
| 2024 Public High School | ¥38,473,276 | ¥378,660,221 | ¥781,286,836 |
| 2024 Private High School | ¥444,112,478 | ¥4,371,026,877 | ¥9,018,707,495 |
| 2024 Public University | ¥101,640,586 | ¥1,000,363,096 | ¥2,064,041,793 |
| 2024 Private University | ¥1,154,537,675 | ¥11,363,146,677 | ¥23,445,496,662 |
| 2024 Preschool | ¥155,060,608 | ¥1,526,131,598 | ¥3,148,856,065 |
| 2024 College | ¥75,833,353 | ¥746,364,134 | ¥1,539,967,615 |
| 2024 Textbooks / Learning Materials (Esri Japan) | | | |
| 2024 Textbooks | ¥9,367,171 | ¥92,193,212 | ¥190,221,575 |
| 2024 Learning Materials/References | ¥14,525,904 | ¥142,966,285 | ¥294,981,282 |
| 2024 Supplementary Tutoring (Esri Japan) | | | |
| 2024 Preschool/Elementary School | ¥427,007,208 | ¥4,202,674,071 | ¥8,671,346,381 |
| 2024 Junior High School | ¥247,646,261 | ¥2,437,374,597 | ¥5,029,017,012 |
| 2024 High School/Prep School | ¥139,326,477 | ¥1,371,273,734 | ¥2,829,338,978 |
| 2024 Culture / Recreation Durable Goods (Esri Japan) | | | |
| 2024 Television Sets | ¥61,856,808 | ¥595,546,258 | ¥1,282,423,556 |
| 2024 Video Recorders | ¥19,654,231 | ¥188,437,097 | ¥409,040,675 |
| 2024 Personal Computers | ¥310,672,018 | ¥2,971,863,308 | ¥6,479,013,793 |
| 2024 Camera/Video Camera | ¥6,994,641 | ¥66,755,520 | ¥146,178,601 |
| 2024 Musical Instruments | ¥27,579,833 | ¥265,140,893 | ¥572,567,382 |
| 2024 Desks/Chairs | ¥39,741,925 | ¥377,636,530 | ¥833,829,323 |
| 2024 Other Durable Goods | ¥200,188,659 | ¥1,892,567,907 | ¥4,219,344,147 |
| 2024 Repair Charges | ¥21,598,410 | ¥206,914,154 | ¥449,825,683 |
| 2024 Culture / Recreation Goods (Esri Japan) | | | |
| 2024 Stationery | ¥133,078,162 | ¥1,282,974,065 | ¥2,755,581,893 |
| 2024 Stationery: Writing/Painting Supplies | ¥15,815,587 | ¥155,659,548 | ¥321,171,199 |
| 2024 Stationery: Notebooks/Other Paper Products | ¥42,695,290 | ¥420,213,971 | ¥867,024,386 |
| 2024 Stationery: Other Expendable Study Supplies | ¥8,593,362 | ¥84,577,254 | ¥174,507,623 |
| 2024 Stationery: Other Study Supplies | ¥15,910,616 | ¥156,594,848 | ¥323,100,998 |
| 2024 Stationery: Others | ¥9,557,229 | ¥94,063,798 | ¥194,081,149 |
| 2024 Sporting Goods | ¥368,275,850 | ¥3,554,686,043 | ¥7,617,318,994 |
| 2024 Sporting Goods: Golf | ¥30,133,477 | ¥291,567,298 | ¥621,861,821 |
| 2024 Sporting Goods: Others | ¥99,806,380 | ¥959,523,157 | ¥2,071,963,745 |
| 2024 Sporting Goods: Outfits | ¥235,955,687 | ¥2,281,743,802 | ¥4,872,032,793 |

Data Note: Data is provided by Esri Japan and is based on the 2020 Population Census (Ministry of Internal Affairs and Communications), 2022 Family Income and Expenditure Survey (Ministry of Internal Affairs and Communications), and Statistical Observations of Municipalities 2023 (Ministry of Internal Affairs and Communications). Details may not sum to totals due to rounding.

Source: Esri Japan Consumer Spending 2024

|  | 1 kilometer | 3 kilometers | 5 kilometers |
|--|----------------|-----------------|-----------------|
| 2024 Culture / Recreation Goods (Esri Japan) | | | |
| 2024 Toys | ¥242,848,215 | ¥2,326,229,268 | ¥5,058,289,894 |
| 2024 Toys: Video Game Devices | ¥20,214,083 | ¥198,950,276 | ¥410,492,634 |
| 2024 Toys: Video Game Software | ¥43,211,166 | ¥425,291,277 | ¥877,500,361 |
| 2024 Toys: Other Toys | ¥82,851,944 | ¥815,442,231 | ¥1,682,495,939 |
| 2024 Cut Flowers | ¥188,568,906 | ¥1,796,328,420 | ¥3,947,452,899 |
| 2024 Culture/Recreation Goods: Others | ¥704,666,645 | ¥6,757,828,525 | ¥14,661,920,676 |
| 2024 Others: Blank Media | ¥16,176,161 | ¥154,315,009 | ¥338,193,336 |
| 2024 Others: Pre-Recorded Media | ¥65,613,902 | ¥620,278,550 | ¥1,382,993,420 |
| 2024 Others: Pet Food | ¥185,131,210 | ¥1,780,243,347 | ¥3,842,459,680 |
| 2024 Others: Pets/Pet Products | ¥86,301,097 | ¥836,556,802 | ¥1,777,975,830 |
| 2024 Others: Plants | ¥49,803,014 | ¥478,644,262 | ¥1,034,208,040 |
| 2024 Others: Gardening Supplies | ¥65,600,687 | ¥628,702,863 | ¥1,365,768,340 |
| 2024 Others: Handcraft/Art Craft Supplies | ¥23,549,340 | ¥224,590,529 | ¥492,466,600 |
| 2024 Others: Battery | ¥41,122,420 | ¥394,892,618 | ¥854,590,439 |
| 2024 Others: Other Culture/Recreation Goods | ¥185,977,713 | ¥1,773,726,792 | ¥3,889,081,854 |
| 2024 Others: Vet Care | ¥197,739,373 | ¥1,907,194,849 | ¥4,092,828,012 |
| 2024 Others: Pet Services | ¥77,836,422 | ¥752,325,224 | ¥1,607,906,850 |
| 2024 Others: Repair Charges | ¥2,053,985 | ¥19,853,538 | ¥42,428,669 |
| 2024 Books / Readings (Esri Japan) | | | |
| 2024 Newspapers | ¥526,266,401 | ¥5,050,843,153 | ¥10,942,251,652 |
| 2024 Magazines | ¥66,106,643 | ¥630,831,600 | ¥1,381,694,190 |
| 2024 Books | ¥298,849,174 | ¥2,840,619,211 | ¥6,268,423,130 |
| 2024 Other Print | ¥48,844,377 | ¥466,213,422 | ¥1,020,679,068 |
| 2024 Culture / Recreation Services (Esri Japan) | | | |
| 2024 Accommodation | ¥834,274,614 | ¥8,015,684,843 | ¥17,329,120,191 |
| 2024 Package Tours | ¥563,110,424 | ¥5,423,029,164 | ¥11,671,500,420 |
| 2024 Package Tours: Domestic Package Tours | ¥404,983,429 | ¥3,894,824,613 | ¥8,404,660,217 |
| 2024 Package Tours: Overseas Package Tours | ¥119,554,164 | ¥1,174,096,603 | ¥2,432,921,451 |
| 2024 Lessons | ¥829,813,422 | ¥8,044,712,606 | ¥17,093,951,095 |
| 2024 Lessons: Language Lessons | ¥76,057,847 | ¥738,594,405 | ¥1,564,307,501 |
| 2024 Lessons: Other Educational Lessons | ¥46,244,204 | ¥450,664,182 | ¥947,970,990 |
| 2024 Lessons: Music Lessons | ¥131,846,838 | ¥1,277,403,245 | ¥2,717,597,324 |
| 2024 Lessons: Other Cultural Lessons | ¥114,999,370 | ¥1,095,107,605 | ¥2,408,138,769 |
| 2024 Lessons: Sports Lessons | ¥271,292,229 | ¥2,631,059,903 | ¥5,586,592,096 |
| 2024 Lessons: Driving School | ¥60,866,498 | ¥595,926,151 | ¥1,242,239,672 |
| 2024 Lessons: Homemaking Lessons | ¥14,099,493 | ¥135,250,693 | ¥293,297,168 |
| 2024 Lessons: Other Private Lessons | ¥129,396,155 | ¥1,258,302,071 | ¥2,657,882,206 |
| 2024 Other Culture/Recreation Services | ¥3,356,140,416 | ¥32,015,713,004 | ¥70,167,884,055 |
| 2024 Other Culture/Rec Services: TV Subscription | ¥622,850,566 | ¥5,959,084,542 | ¥12,987,569,696 |
| 2024 TV Subscription: NHK | ¥335,219,509 | ¥3,199,875,072 | ¥7,004,441,688 |
| 2024 TV Subscription: Cable TV | ¥249,751,461 | ¥2,395,865,938 | ¥5,195,118,344 |
| 2024 TV Subscription: Others | ¥36,768,440 | ¥353,142,834 | ¥763,987,196 |
| 2024 Admission Fees/Other Culture/Rec Services | ¥1,354,991,610 | ¥12,894,497,408 | ¥28,391,416,288 |
| 2024 Admission Fees: Movies/Plays | ¥338,523,366 | ¥3,202,609,443 | ¥7,130,570,066 |
| 2024 Admission Fees: Sports | ¥25,772,364 | ¥247,891,904 | ¥534,791,364 |
| 2024 Admission Fees: Golf - Green Fees/Others | ¥220,034,365 | ¥2,107,995,334 | ¥4,582,507,820 |
| 2024 Admission Fees: Gym | ¥284,163,564 | ¥2,707,949,410 | ¥5,946,672,999 |
| 2024 Admission Fees: Other Sports Facilities | ¥94,277,161 | ¥907,775,143 | ¥1,954,385,116 |
| 2024 Admission Fees: Cultural Establishments | ¥54,599,149 | ¥526,313,248 | ¥1,130,683,322 |
| 2024 Admission Fees: Amusement Parks | ¥79,239,390 | ¥773,319,124 | ¥1,622,153,705 |
| 2024 Admission Fees: Others | ¥249,805,108 | ¥2,341,894,592 | ¥5,304,237,700 |

Data Note: Data is provided by Esri Japan and is based on the 2020 Population Census (Ministry of Internal Affairs and Communications), 2022 Family Income and Expenditure Survey (Ministry of Internal Affairs and Communications), and Statistical Observations of Municipalities 2023 (Ministry of Internal Affairs and Communications). Details may not sum to totals due to rounding.

Source: Esri Japan Consumer Spending 2024



Japan Consumer Spending Summary (Esri Japan)

1-27-1, Toyo, Koto-Ku, 東京都, 1350016
Rings: 1, 3, 5 kilometer radii

Sample Report
Latitude: 35.66800
Longitude: 139.81163

|  | 1 kilometer | 3 kilometers | 5 kilometers |
|--|----------------|-----------------|-----------------|
| 2024 Culture / Recreation Services (Esri Japan) | | | |
| 2024 Other Culture/Rec Services: Membership | ¥79,111,218 | ¥755,176,996 | ¥1,653,012,054 |
| 2024 Other Culture/Rec Services: Photo Printing | ¥56,376,422 | ¥549,763,888 | ¥1,154,963,920 |
| 2024 Culture/Rec Services: Recreation Rentals | ¥30,207,555 | ¥287,916,119 | ¥632,048,776 |
| 2024 Other Culture/Rec Services: Internet Access | ¥710,099,785 | ¥6,808,371,016 | ¥14,778,063,383 |
| 2024 Other Culture/Rec Services: Other Services | ¥627,237,788 | ¥5,905,987,282 | ¥13,267,504,675 |
| 2024 Miscellaneous (Esri Japan) | | | |
| 2024 Personal Care: Services | ¥1,081,658,355 | ¥10,340,068,300 | ¥22,571,658,120 |
| 2024 Services: Hot Spring/Public Bath | ¥46,407,990 | ¥439,928,905 | ¥975,772,082 |
| 2024 Services: Shaving/Buzz Cut | ¥100,594,466 | ¥963,532,021 | ¥2,095,396,206 |
| 2024 Services: Hair Perm | ¥59,149,888 | ¥564,307,045 | ¥1,236,566,156 |
| 2024 Services: Haircut | ¥157,117,916 | ¥1,505,192,451 | ¥3,272,277,200 |
| 2024 Services: Other Personal Care Services | ¥720,101,985 | ¥6,882,841,795 | ¥15,028,699,613 |
| 2024 Personal Care: Goods | ¥1,313,257,750 | ¥12,630,578,052 | ¥27,252,861,993 |
| 2024 Goods: Electric Appliances | ¥61,813,966 | ¥595,296,731 | ¥1,281,212,334 |
| 2024 Goods: Toothbrush | ¥41,555,178 | ¥400,797,424 | ¥860,116,757 |
| 2024 Goods: Others | ¥56,873,228 | ¥547,962,641 | ¥1,178,315,553 |
| 2024 Personal Care: Soaps/Cosmetics | ¥1,152,496,314 | ¥11,081,765,120 | ¥23,921,977,737 |
| 2024 Soaps/Cosmetics: Body/Facial Soaps | ¥138,803,878 | ¥1,341,072,864 | ¥2,868,395,711 |
| 2024 Soaps/Cosmetics: Shampoo | ¥79,428,300 | ¥765,483,333 | ¥1,645,207,763 |
| 2024 Cosmetics: Hair Conditioner/Treatments | ¥62,636,847 | ¥603,057,632 | ¥1,298,592,741 |
| 2024 Soaps/Cosmetics: Toothpaste | ¥78,012,127 | ¥751,844,511 | ¥1,615,855,699 |
| 2024 Cosmetics: Hairdressing & Hair Products | ¥57,106,653 | ¥547,706,291 | ¥1,188,117,898 |
| 2024 Soaps/Cosmetics: Skin Cream | ¥102,366,559 | ¥984,904,304 | ¥2,123,590,415 |
| 2024 Soaps/Cosmetics: Skin Lotion | ¥81,213,049 | ¥780,007,664 | ¥1,687,479,945 |
| 2024 Cosmetics: Skin Moisturizer/Liquid Cream | ¥34,492,147 | ¥331,733,695 | ¥715,790,491 |
| 2024 Soaps/Cosmetics: Makeup Foundations | ¥37,853,504 | ¥362,663,671 | ¥788,318,325 |
| 2024 Soaps/Cosmetics: Lipsticks | ¥14,899,420 | ¥142,693,044 | ¥310,395,076 |
| 2024 Soaps/Cosmetics: Hair Color | ¥25,398,399 | ¥244,333,013 | ¥526,955,883 |
| 2024 Soaps/Cosmetics: Other Cosmetics | ¥441,621,201 | ¥4,238,527,758 | ¥9,182,156,172 |
| 2024 Personal Care: Personal Effects | ¥731,592,688 | ¥7,006,417,957 | ¥15,241,265,010 |
| 2024 Personal Effects: Umbrellas | ¥27,387,655 | ¥263,664,191 | ¥567,842,614 |
| 2024 Personal Effects: Bags | ¥239,332,090 | ¥2,305,910,689 | ¥4,958,565,636 |
| 2024 Bags: Handbags | ¥75,575,416 | ¥743,825,482 | ¥1,534,729,627 |
| 2024 Bags: School Bags | ¥10,032,376 | ¥98,740,265 | ¥203,730,062 |
| 2024 Bags: Travel Bags/Luggage | ¥15,381,164 | ¥151,383,922 | ¥312,349,340 |
| 2024 Bags: Others | ¥63,357,369 | ¥623,573,468 | ¥1,286,614,540 |
| 2024 Personal Effects: Accessories | ¥179,786,263 | ¥1,699,715,611 | ¥3,789,265,861 |
| 2024 Personal Effects: Wristwatches | ¥87,370,692 | ¥836,796,917 | ¥1,820,087,523 |
| 2024 Personal Effects: Other Personal Effects | ¥132,416,950 | ¥1,270,865,417 | ¥2,753,256,708 |
| 2024 Personal Effects: Related Services | ¥64,827,791 | ¥625,138,955 | ¥1,342,058,620 |
| 2024 Tobacco | ¥378,189,325 | ¥3,583,026,138 | ¥7,955,863,723 |
| 2024 Other Miscellaneous | ¥4,374,663,219 | ¥42,152,423,352 | ¥90,628,798,486 |
| 2024 Other Miscellaneous: Religious Contribution | ¥864,541,560 | ¥8,219,309,822 | ¥18,130,617,589 |
| 2024 Miscellaneous: Ritual Utensils/Grave Stones | ¥113,477,471 | ¥1,095,298,064 | ¥2,347,164,357 |
| 2024 Other Miscellaneous: Wedding Expenses | ¥431,093,468 | ¥4,242,891,682 | ¥8,754,327,088 |
| 2024 Other Miscellaneous: Funeral Expenses | ¥415,400,064 | ¥4,088,434,657 | ¥8,435,637,056 |
| 2024 Miscellaneous: Other Ceremonial Expenses | ¥5,769,634 | ¥56,785,675 | ¥117,165,475 |
| 2024 Other Miscellaneous: Health Insurance | ¥347,677,887 | ¥3,359,481,310 | ¥7,184,117,117 |
| 2024 Miscellaneous: Non-Savings-Type Premium | ¥1,078,746,462 | ¥10,408,057,323 | ¥22,320,946,934 |
| 2024 Other Miscellaneous: Donation | ¥397,094,480 | ¥3,808,878,282 | ¥8,260,913,715 |
| 2024 Other Miscellaneous: Nursery | ¥133,013,817 | ¥1,309,143,527 | ¥2,701,146,190 |

Data Note: Data is provided by Esri Japan and is based on the 2020 Population Census (Ministry of Internal Affairs and Communications), 2022 Family Income and Expenditure Survey (Ministry of Internal Affairs and Communications), and Statistical Observations of Municipalities 2023 (Ministry of Internal Affairs and Communications). Details may not sum to totals due to rounding.


Source: Esri Japan Consumer Spending 2024



Japan Consumer Spending Summary (Esri Japan)

1-27-1, Toyo, Koto-Ku, 東京都, 1350016
Rings: 1, 3, 5 kilometer radii

Sample Report
Latitude: 35.66800
Longitude: 139.81163

|  | 1 kilometer | 3 kilometers | 5 kilometers |
|--|----------------|-----------------|-----------------|
| 2024 Miscellaneous (Esri Japan) | | | |
| 2024 Other Miscellaneous: Nursing Care Services | ¥122,944,196 | ¥1,191,936,678 | ¥2,532,538,028 |
| 2024 Other Miscellaneous: Other Miscellaneous | ¥256,497,648 | ¥2,458,974,737 | ¥5,338,632,992 |
| 2024 Other Miscellaneous: Wedding/Funeral Expenses | ¥1,134,468,281 | ¥10,978,823,575 | ¥23,408,215,428 |
| 2024 Unknown Personal Expenses (Esri Japan) | | | |
| 2024 Unknown Personal Expenses: Head of HH | ¥798,015,027 | ¥7,854,193,081 | ¥16,205,498,617 |
| 2024 Unknown Personal Expenses: Other HH Members | ¥242,935,526 | ¥2,391,010,770 | ¥4,933,354,876 |
| 2024 Living Expenses (Esri Japan) | | | |
| 2024 Gift Money | ¥1,553,092,466 | ¥14,838,788,943 | ¥32,425,103,384 |
| 2024 Other Living Expenses | ¥1,210,115,659 | ¥11,561,868,097 | ¥25,264,514,157 |
| 2024 Other Living Expenses: Social Expenses | ¥78,779,992 | ¥754,921,906 | ¥1,640,329,391 |
| 2024 Other Living Expenses: Housing-Related | ¥1,034,227,795 | ¥9,859,229,255 | ¥21,636,263,871 |
| 2024 Other Living Expenses: Others | ¥135,451,911 | ¥1,299,724,529 | ¥2,816,893,352 |
| 2024 Remittance (Esri Japan) | | | |
| 2024 Remittance: Children Studying Away from Home | ¥153,227,900 | ¥1,508,093,800 | ¥3,111,638,803 |
| 2024 Other Remittance | ¥242,256,746 | ¥2,384,330,096 | ¥4,919,570,683 |

Sample Report

Data Note: Data is provided by Esri Japan and is based on the 2020 Population Census (Ministry of Internal Affairs and Communications), 2022 Family Income and Expenditure Survey (Ministry of Internal Affairs and Communications), and Statistical Observations of Municipalities 2023 (Ministry of Internal Affairs and Communications). Details may not sum to totals due to rounding.

Source: Esri Japan Consumer Spending 2024