
	1 kilometer	3 kilometers	5 kilometers
Business Totals (Esri France)			
2020 Business with Salaries	9,908	70,422	128,742
2020 Establishments with 50+ Employees	418	2,484	4,583
2020 Businesses Created	4,006	34,765	80,908
2020 Total Businesses	37,444	299,006	592,112
Industry by Naf17 Codes (Esri France)			
2020 Agriculture	57	529	1,057
2020 Mining-Quarrying	275	2,265	3,226
2020 Manufacturing of Food Products	123	1,150	2,654
2020 Manufacture of Coke-Refined Petroleum Products	0	2	3
2020 Manufacturing of Electronic Equipment-Machinery	39	282	583
2020 Manufacturing of Transportation Equipment	7	60	129
2020 Manufacturing of Other industrial Products	1,020	7,513	13,411
2020 Construction	1,112	12,924	33,133
2020 Wholesale-Retail, Repair of Motor Vehicles	6,869	45,853	86,651
2020 Transportation-Storage	485	6,541	22,481
2020 Accommodation-Food Service Activities	2,495	17,869	32,756
2020 Information-Communication	3,538	27,209	52,057
2020 Financial-insurance Activities	2,932	19,936	32,147
2020 Real Estate Businesses	2,366	18,114	31,479
2020 Professional, Scientific-Technical Activities	12,449	97,220	184,312
2020 Public Sector, Health, Education	1,957	22,816	55,731
2020 Other Services	1,856	18,190	40,314
Educational Institutions (Esri France)			
2021 Primary School	9	147	477
2021 High School	2	82	179
2021 Professional School	12	91	205
2021 Nursery School	4	81	305
2021 Secondary School	3	65	188
2021 Professional High School	3	19	41
2021 Technical High School	0	0	0
2021 Engineering School	1	13	18
2021 Graduate Technical School	0	0	1
2021 Students Home	2	19	75
2021 Other Graduate School	9	61	74
2021 Students Restaurant	0	30	55
2021 Private Graduate School	8	89	157
Health Facilities (Esri France)			
2021 Nurse	26	747	2,351
2021 Chemist	34	364	881
2021 Elderly Home	4	64	210
2021 Doctor	66	860	2,344
2021 Dental Practice	95	967	2,203
2021 Psychiatric Hospital	0	24	77
2021 Short Stay Health Facility	1	14	44
2021 Maternity	0	3	13
2021 Mid Stay Health Facility	0	3	29
2021 Long Stay Health Facility	0	2	8
Leisure/Tourism Businesses (Esri France)			
2021 Restaurant	1,630	10,712	19,427

Data Note: This dataset is based on statistics provided by the French National Institute of Statistics and Economic Studies (INSEE).

Source: Insee (National Institute of Statistics and Economic Studies), DGFiP (National Tax office)


Palais-Royal, 75001 Paris
 Place du Palais-Royal, 75001, 1er Arrondissement, Paris, Île-de-France
 Rings: 1, 3, 5 kilometer radii

Sample Report
 Latitude: 48.86279
 Longitude: 2.33696

	1 kilometer	3 kilometers	5 kilometers
Leisure/Tourism Businesses (Esri France)			
2021 Cinema	4	54	79
2021 Hotel	139	1,048	1,587
2021 Tourism Information	79	617	1,316
2021 Camping Site	0	0	0
2021 Theater	14	89	117
Retail Businesses (Esri France)			
2021 Bakery	76	719	1,695
2021 Car Repair	13	244	677
2021 Bank	137	736	1,386
2021 Car Control	0	4	28
2021 Real Estate Agency	469	3,710	7,126
2021 Supermarket	12	201	567
2021 DIY Superstore	0	11	39
2021 Minimarket	17	146	331
2021 Groceries	41	748	1,856
2021 Butcher	16	220	627
2021 Frozen Food	6	48	126
2021 Bookstore	102	762	1,261
2021 Clothes	668	3,661	5,636
2021 Home Equipment	60	434	710
2021 Shoes	93	577	894
2021 Appliances	9	129	263
2021 Furniture	66	404	715
2021 Sports Apparel	28	191	361
2021 DIY Shop	12	115	243
2021 Optical	69	598	1,174
2021 Post Office	5	52	132
2021 Car Rental	28	247	602
2021 Postal Service in Store	4	17	58
2021 Hypermarket	1	2	15
2021 Fish	1	46	105
2021 Postal Service	0	0	0
Employment By Age (Esri France)			
2019 Employed Person Age 15-64	22,299	332,025	1,115,990
2019 Employed Person Working Age 15-64	20,062	298,626	989,033
2019 Employed Males Age 15-64	11,697	166,234	548,501
2019 Employed Males Working Age 15-64	10,641	150,212	486,980
2019 Employed Females Age 15-64	10,603	165,786	567,484
2019 Employed Females Working Age 15-64	9,419	148,413	502,041
2019 Employed Person Age 15+ (Main Sample)	21,136	310,725	1,021,892
2019 Employed Person Age 15+ Working Part Time	3,029	47,314	157,668
2013 Employed Males Working Age 15-64	12,246	177,404	568,893
2013 Unemployed Males Age 15-64	1,169	18,151	66,243
2013 Employed Females Age 15-64	10,777	173,007	579,370
2013 Unemployed Females Age 15-64	1,198	19,490	70,077
2008 Employed Males Age 15-64	12,836	179,003	573,002
2008 Unemployed Males Age 15-64	1,101	17,598	61,778
2008 Employed Females Age 15-64	11,284	170,178	567,452
2008 Unemployed Females Age 15-64	1,108	17,990	63,533

Data Note: This dataset is based on statistics provided by the French National Institute of Statistics and Economic Studies (INSEE).

Source: Insee (National Institute of Statistics and Economic Studies), DGFIP (National Tax office)


	1 kilometer	3 kilometers	5 kilometers
Unemployment by Age (Esri France)			
2019 Unemployed Age 15-64	2,244	33,400	126,951
2019 Unemployed Age 15-24	355	4,500	18,518
2019 Unemployed Age 25-54	1,591	24,084	90,440
2019 Unemployed Age 55-64	295	4,827	18,020
2019 Total Unemployed Age 15-64	5,557	86,131	304,570
2019 Unemployed Males Age 15-64	1,055	16,025	61,517
2019 Unemployed Females Age 15-64	1,188	17,381	65,454
2019 Unemployment Rate	10.1	10.1	11.4
Population With No Occupation (Esri France)			
2019 Students Age 15-64	3,299	54,775	179,350
2019 Retired Age 15-64	596	8,773	35,580
2019 Others: Unemployed	1,663	22,586	89,646
Commute by Type (Esri France)			
2019 Work without Transportation	1,684	18,827	46,917
2019 Walking to Work	4,024	45,029	112,811
2019 Cycling to Work	2,160	36,175	104,055
2019 Using Car to Work	1,547	25,038	108,999
2019 Using Public Transport to Work	11,718	185,742	649,229
Jobs At the Workplace (Esri France)			
2019 Salaried Employees (Place of Work)	111,010	780,713	1,532,753
2019 Working Farmers (Place of Work)	55	185	311
2019 Working Self Employed (Place of Work)	7,218	48,916	97,040
2019 Working Managers (Place of Work)	50,412	347,115	647,749
2019 Working Middle Jobs (Place of Work)	30,183	214,721	433,535
2019 Working Office Employees (Place of Work)	28,715	209,605	417,689
2019 Industry Workers (Place of Work)	9,855	73,912	158,516
2019 Total Jobs at the Workplace	126,437	894,454	1,754,839
Salaried (Esri France)			
2019 Salaried Age 15+	15,575	241,744	844,758
2019 Salaried Age 15+ Part Time	2,041	33,380	120,946
2019 Salaried Age 15+ Public Sector or Long Term	13,181	202,516	708,923
2019 Salaried Age 15+ Short Term Contract	1,559	26,631	92,861
2019 Salaried Age 15+ Interim	89	1,601	7,263
2019 Salaried Age 15+ in Subsidized Jobs	26	546	2,902
2019 Salaried Age 15+ Internship	719	10,456	32,811
Non-Salaried (Esri France)			
2019 Not Salaried Age 15+	5,567	68,994	177,138
2019 Not Salaried Age 15+ Working Part Time	987	13,929	36,697
2019 Not Salaried Age 15+ Working Self Employed	3,176	43,216	114,110
2019 Not Salaried Age 15+ Working as an Employer	2,326	25,134	61,279
2019 Not Salaried Age 15+ Working within Family	62	646	1,747
Place of Work (Esri France)			
2019 Employed Person Age 15+ (Short Sample)	21,138	310,790	1,021,970
2019 Employees: Age 15+ Working in Same Commune	15,512	220,209	674,464
2019 Employees: Age 15+ Working in Other Commune	5,627	90,531	347,435
2019 Employees: Age 15+ Working in Other Dept Same	5,151	83,749	317,047
2019 Employees: Age 15+ Working in Other Region	321	4,783	13,418
2019 Employees: Age 15+ Working Overseas	153	1,998	5,151

Data Note: This dataset is based on statistics provided by the French National Institute of Statistics and Economic Studies (INSEE).

Source: Insee (National Institute of Statistics and Economic Studies), DGFIP (National Tax office)

Palais-Royal, 75001 Paris
 Place du Palais-Royal, 75001, 1er Arrondissement, Paris, Île-de-France
 Rings: 1, 3, 5 kilometer radii

Sample Report
 Latitude: 48.86279
 Longitude: 2.33696

	1 kilometer	3 kilometers	5 kilometers
Professions and Socioprofessional Categories (Esri France)			
2019 Pop Age 15+	34,728	514,828	1,757,990
2019 Farmers Age 15+	24	134	409
2019 Self Employed Age 15+	2,194	24,268	65,207
2019 Managers Age 15+	11,680	179,259	533,017
2019 Middle Jobs Age 15+	4,621	70,802	254,036
2019 Office Employees Age 15+	3,538	50,570	209,611
2019 Industry Workers Age 15+	1,153	16,485	73,835
2019 Retired Age 15+	5,952	86,814	316,889
2019 Other Occupation Age 15+	5,565	86,490	305,015
2019 HHs: Reference Person is a Farmer	21	95	293
2019 HHs: Reference Person is Self Employed	1,642	17,985	47,919
2019 HHs: Reference Person is a Manager	8,493	126,050	372,148
2019 HHs: Reference Person is in an Intermediate Job	3,302	48,486	170,441
2019 HHs: Reference Person is an Industry Worker	2,352	34,430	136,741
2019 HHs: Reference Person is an Office Employee	746	11,426	51,136
2019 HHs: Reference Person is Retired	4,002	57,013	207,470
2019 HHs: Reference Person is in another Category	2,039	28,508	86,262
2019 Working Farmers Age 15-64	14	105	289
2019 Working Self Employed Age 15-64	1,872	21,170	56,134
2019 Working Managers Age 15-64	10,476	162,687	486,859
2019 Working Middle Jobs Age 15-64	3,890	60,165	217,430
2019 Working Office Employees Age 15-64	2,893	41,559	170,820
2019 Industry Workers Age 15-64	917	12,984	57,590

Data Note: This dataset is based on statistics provided by the French National Institute of Statistics and Economic Studies (INSEE).

Source: Insee (National Institute of Statistics and Economic Studies), DGFIP (National Tax office)