


France Population Summary (Esri France)

Palais-Royal, 75001 Paris
 Place du Palais-Royal, 75001, 1er Arrondissement, Paris, Île-de-France
 Rings: 1, 3, 5 kilometer radii

Sample Report
 Latitude: 48.86279
 Longitude: 2.33696

	1 kilometer	3 kilometers	5 kilometers
Births (Esri France)			
2021 Number of Births	401	6,991	24,935
2020 Number of Births	405	7,010	25,341
2019 Number of Births	436	7,471	26,461
2018 Number of Births	411	7,281	26,455
2017 Number of Births	420	7,139	26,425
2016 Number of Births	449	7,383	27,296
2019 Birth Rate	0.0	0.1	0.1
Population Totals (Esri France)			
2022 Total Population	37,193	565,516	1,964,318
2019 Total Population	38,866	586,527	2,037,110
2019 Male Population	19,362	280,474	960,844
2019 Female Population	19,503	306,051	1,076,267
2008-2019 % Change in Population	6.5	6.1	2.3
2013 Total Population	40,287	620,247	2,098,575
2013 Population of Males Age 25-54	10,291	147,144	472,999
2013 Population of Females Age 25-54	9,079	146,943	493,187
2008 Total Population	41,403	622,051	2,083,858
2008 Population of Females Age 25-54	9,744	148,090	498,571
2008 Population of Males Age 25-54	10,792	149,428	481,288
Benefits (Esri France)			
2022 Population Receiving RSA	1,405	21,718	90,837
2022 Population Receiving CMUC	1,511	23,747	112,459
2022 Population Receiving Min Guaranteed Income	880	13,081	53,146
Age: 15 Year Increments (Esri France)			
2019 Population Age 0-14	4,143	71,775	279,137
2019 Population Age 15-29	9,471	149,898	487,892
2019 Population Age 30-44	8,540	132,204	455,439
2019 Population Age 45-59	7,890	107,139	372,833
2019 Population Age 60-74	5,688	80,936	286,970
2019 Population Age 75+	3,136	44,574	154,827
2019 Males Age 0-14	2,107	36,414	141,798
2019 Males Age 15-29	4,463	68,640	226,994
2019 Males Age 30-44	4,566	66,880	225,236
2019 Males Age 45-59	4,150	53,942	179,681
2019 Males Age 60-74	2,739	37,375	128,521
2019 Males Age 75+	1,341	17,238	58,624
2019 Females Age 0-14	2,039	35,370	137,351
2019 Females Age 15-29	5,009	81,247	260,886
2019 Females Age 30-44	3,977	65,329	230,197
2019 Females Age 45-59	3,740	53,198	193,146
2019 Females Age 60-74	2,948	43,557	158,451
2019 Females Age 75+	1,790	27,338	96,221
Detailed Age (Esri France)			
2019 Population Age 0-2	868	15,641	61,020
2019 Population Age 2-5	1,066	18,636	74,531
2019 Population Age 6-10	1,345	23,563	91,476
2019 Population Age 11-17	2,000	33,531	127,207
2019 Population Age 18-24	4,223	65,148	213,418
2019 Population Age 25-39	10,252	162,906	539,614


Data Note: This dataset is based on statistics provided by the French National Institute of Statistics and Economic Studies (INSEE).

Source: Insee (National Institute of Statistics and Economic Studies), DGFIP (National Tax office)

France Population Summary (Esri France)

Palais-Royal, 75001 Paris
 Place du Palais-Royal, 75001, 1er Arrondissement, Paris, Île-de-France
 Rings: 1, 3, 5 kilometer radii

Sample Report
 Latitude: 48.86279
 Longitude: 2.33696


	1 kilometer	3 kilometers	5 kilometers
Detailed Age (Esri France)			
2019 Population Age 40-54	8,167	113,940	391,207
2019 Population Age 55-64	4,349	61,438	220,793
2019 Population Age 65-79	4,975	68,603	239,236
2019 Population Age 80+	1,889	27,994	98,169
Detailed Age < 30 (Esri France)			
2019 Population Age 30+	25,254	364,849	1,270,078
2019 Population Age 3-5	800	13,739	54,976
2019 Population Age 11-14	1,126	18,811	71,662
2019 Population Age 15-17	873	14,707	55,520
2019 Population Age 25-29	4,378	70,037	218,962
School Enrollment (Esri France)			
2019 Attending School Age 2-5	795	13,313	52,901
2019 Attending School Age 6-10	1,314	22,995	88,703
2019 Attending School Age 11-14	1,104	18,543	70,411
2019 Attending School Age 15-17	863	14,378	54,058
2019 Attending School Age 18-24	3,154	48,887	153,997
2019 Attending School Age 25-29	716	11,544	36,086
2019 Attending School Age 30+	589	8,765	29,672
Educational Attainment (Esri France)			
2019 Pop Age 15+ Not Enrolled in School No Degree	3,383	52,109	237,362
2019 Pop Age 15+ Not Enrolled in School	29,405	431,163	1,484,170
2019 Pop Age 15+ with Professional High School Degree	1,894	24,061	117,327
2019 Pop Age 15+ with Undergraduate Degree	3,310	48,568	186,008
2019 Pop Age 15+ with Professional Degree	20,819	306,415	943,428
Marital Status (Esri France)			
2019 Pop Age 15+ Married	10,594	161,804	568,160
2019 Pop Age 15+ Not Married	24,135	352,957	1,189,819
Nationality (Esri France)			
2019 Population French	33,547	506,254	1,745,143
2019 Population of Foreigners	5,320	80,271	291,974
2019 Population Immigrants	7,258	106,224	410,800
2013 Population of Foreigners	5,928	90,686	314,751
2013 Population French	34,361	529,544	1,783,804
2013 Population Immigrants	7,671	116,420	429,409
2008 Population French	35,241	525,990	1,764,546
2008 Population of Foreigners	6,161	96,048	319,307
2008 Population Immigrants	7,886	121,122	426,613
Population Living Alone by Age (Esri France)			
2019 Population Age 15-24 Living Alone	1,765	25,154	66,583
2019 Population Age 25-54 Living Alone	6,339	88,448	271,487
2019 Population Age 55-79 Living Alone	3,499	47,309	165,924
2019 Population Age 80+ Living Alone	1,021	14,770	50,962
Employment By Age (Esri France)			
2019 Population Age 15-64	27,862	418,159	1,420,568
2019 Males Age 15-64	14,128	203,309	679,606
2019 Females Age 15-64	13,733	214,842	740,939
2013 Population of Males Age 15-64	14,750	217,805	709,878
2013 Population of Females Age 15-64	14,231	229,823	771,890

Data Note: This dataset is based on statistics provided by the French National Institute of Statistics and Economic Studies (INSEE).

Source: Insee (National Institute of Statistics and Economic Studies), DGFIP (National Tax office)

Palais-Royal, 75001 Paris
Place du Palais-Royal, 75001, 1er Arrondissement, Paris, Île-de-France
Rings: 1, 3, 5 kilometer radii

Sample Report
Latitude: 48.86279
Longitude: 2.33696

	1 kilometer	3 kilometers	5 kilometers
Employment By Age (Esri France)			
2008 Population of Males Age 15-64	15,785	222,683	721,647
2008 Population of Females Age 15-64	15,400	232,825	774,822
Population Movement (Esri France)			
2008 Pop Age 5+ Living in Same Place/last 5 Years	22,493	334,513	1,170,203
2008 Pop Age 5+ Moved in Same Commune/last 5 Years	8,171	126,863	394,308
2008 Pop Age 5+ Moved From Overseas Territories/last 5	75	1,032	4,647
2008 Pop Age 5+ Moved From Abroad/last 5 Years	2,643	33,868	90,938

Sample Report

Data Note: This dataset is based on statistics provided by the French National Institute of Statistics and Economic Studies (INSEE).

Source: Insee (National Institute of Statistics and Economic Studies), DGFIP (National Tax office)